



Tuesday 28 Nov 2023

Total TV Daily Overnight Top 30 Programs


Free-to-Air Audience Reports:


Total People


People 16-39

People 25-54


Grocery Shoppers

Rank	Description	Network	Total TV 	Broadcast TV		BVOD
			Broadcast TV + BVOD National	Metro	Regional	National
1	SEVEN NEWS	Seven	1,486,000	877,000	572,000	37,000
2	SEVEN NEWS AT 6.30	Seven	1,436,000	857,000	544,000	35,000
3	NINE NEWS 6:30	Nine	1,107,000	750,000	298,000	59,000
4	NINE NEWS	Nine	1,065,000	723,000	284,000	58,000
5	TRAVEL GUIDES	Nine	998,000	633,000	310,000	54,000
6	A CURRENT AFFAIR	Nine	979,000	611,000	316,000	52,000
7	ABC NEWS-EV	ABC	929,000	609,000	290,000	29,000
8	HOME AND AWAY	Seven	854,000	417,000	352,000	84,000
9	THE CHASE AUSTRALIA	Seven	849,000	476,000	352,000	21,000
10	DESSERT MASTERS - WINNER ANNOUNCED	10	813,000	549,000	240,000	23,000
11	7.30-EV	ABC	722,000	453,000	240,000	29,000
12	DESSERT MASTERS - GRAND FINALE	10	706,000	461,000	205,000	40,000
13	HIGHWAY PATROL	Seven	573,000	324,000	220,000	30,000
14	HOT SEAT	Nine	569,000	362,000	180,000	27,000
15	HIGHWAY PATROL - EP.2 (R)	Seven	523,000	308,000	194,000	22,000
16	THE CHASE AUSTRALIA-5PM	Seven	508,000	284,000	211,000	13,000
17	THE CHEAP SEATS	10	490,000	348,000	129,000	13,000
18	THE WAY WE WORE-EV	ABC	463,000	297,000	149,000	17,000
19	NINE'S AFTERNOON NEWS	Nine	417,000	248,000	152,000	17,000
20	THE PROJECT 7PM	10	412,000	297,000	101,000	13,000
21	SUNRISE	Seven	396,000	205,000	172,000	20,000
22	HOT SEAT -5PM	Nine	390,000	234,000	136,000	19,000
23	OCEAN'S 8	Nine	371,000	215,000	138,000	18,000
24	TODAY	Nine	332,000	194,000	109,000	28,000
25	YAKKA: AUSTRALIA AT WORK-EV	ABC	315,000	221,000	87,000	7,000
26	SEVEN NEWS AT 4.30	Seven	314,000	172,000	134,000	8,000
27	SEVEN NEWS AT 4	Seven	303,000	161,000	136,000	7,000
28	10 NEWS FIRST	10	302,000	192,000	101,000	9,000
29	THE PROJECT 6.30PM	10	259,000	173,000	76,000	11,000
30	BIG BROTHER - TUE	Seven	255,000	132,000	93,000	31,000

Rank	Description	Network	Total TV 	Broadcast TV		BVOD
			Broadcast TV + BVOD National	Metro	Regional	National
1	DESSERT MASTERS - WINNER ANNOUNCED	10	121,000	84,000	29,000	8,000
2	SEVEN NEWS	Seven	120,000	76,000	33,000	10,000
3	SEVEN NEWS AT 6.30	Seven	118,000	76,000	31,000	10,000
4	LOVE ISLAND AUSTRALIA -TUE	Nine	117,000	15,000	2,000	100,000
5	DESSERT MASTERS - GRAND FINALE	10	115,000	70,000	32,000	13,000
6	TRAVEL GUIDES	Nine	114,000	73,000	26,000	16,000
7	HOME AND AWAY	Seven	114,000	41,000	42,000	30,000
8	NINE NEWS	Nine	100,000	64,000	20,000	16,000
9	NINE NEWS 6:30	Nine	98,000	58,000	24,000	17,000
10	THE CHEAP SEATS	10	87,000	69,000	14,000	4,000
11	A CURRENT AFFAIR	Nine	84,000	48,000	21,000	15,000
12	HIGHWAY PATROL	Seven	80,000	41,000	28,000	11,000
13	HIGHWAY PATROL - EP.2 (R)	Seven	80,000	47,000	24,000	8,000
14	THE PROJECT 7PM	10	75,000	50,000	21,000	4,000
15	THE CHASE AUSTRALIA	Seven	67,000	37,000	24,000	6,000
16	ABC NEWS-EV	ABC	55,000	41,000	7,000	7,000
17	BIG BROTHER - TUE	Seven	54,000	26,000	14,000	14,000
18	OCEAN'S 8	Nine	54,000	38,000	11,000	5,000
19	THE PROJECT 6.30PM	10	52,000	33,000	16,000	3,000
20	7.30-EV	ABC	42,000	27,000	8,000	7,000
21	HOT SEAT	Nine	41,000	31,000	3,000	8,000
22	THE CHASE AUSTRALIA-5PM	Seven	39,000	22,000	13,000	4,000
23	10 NEWS FIRST 6PM	10	38,000	24,000	12,000	3,000
24	NINE NEWS LATE -TUE	Nine	33,000	26,000	4,000	3,000
25	10 NEWS FIRST	10	33,000	17,000	14,000	2,000
26	TODAY	Nine	32,000	22,000	2,000	8,000
27	SUNRISE	Seven	29,000	15,000	8,000	6,000
28	THE WAY WE WORE-EV	ABC	29,000	18,000	6,000	4,000
29	SPICKS AND SPECKS-EV	ABC	28,000	9,000	18,000	0
30	TODAY -EARLY	Nine	27,000	17,000	5,000	5,000

Rank	Description	Network	Total TV 	Broadcast TV		BVOD
			Broadcast TV + BVOD National	Metro	Regional	National
1	SEVEN NEWS AT 6.30	Seven	354,000	214,000	121,000	20,000
2	SEVEN NEWS	Seven	349,000	204,000	124,000	20,000
3	DESSERT MASTERS - WINNER ANNOUNCED	10	305,000	209,000	81,000	14,000
4	TRAVEL GUIDES	Nine	300,000	180,000	89,000	31,000
5	HOME AND AWAY	Seven	271,000	116,000	106,000	49,000
6	DESSERT MASTERS - GRAND FINALE	10	271,000	173,000	74,000	24,000
7	NINE NEWS 6:30	Nine	268,000	166,000	69,000	32,000
8	NINE NEWS	Nine	253,000	159,000	63,000	31,000
9	A CURRENT AFFAIR	Nine	232,000	130,000	73,000	29,000
10	THE CHEAP SEATS	10	227,000	172,000	47,000	8,000
11	HIGHWAY PATROL	Seven	186,000	96,000	71,000	19,000
12	THE CHASE AUSTRALIA	Seven	184,000	101,000	72,000	11,000
13	HIGHWAY PATROL - EP.2 (R)	Seven	172,000	93,000	65,000	13,000
14	THE PROJECT 7PM	10	170,000	122,000	39,000	8,000
15	ABC NEWS-EV	ABC	157,000	102,000	41,000	14,000
16	7.30-EV	ABC	139,000	84,000	42,000	14,000
17	OCEAN'S 8	Nine	138,000	78,000	49,000	10,000
18	LOVE ISLAND AUSTRALIA -TUE	Nine	118,000	19,000	6,000	93,000
19	SUNRISE	Seven	118,000	59,000	47,000	12,000
20	THE PROJECT 6.30PM	10	113,000	79,000	27,000	7,000
21	THE CHASE AUSTRALIA-5PM	Seven	111,000	57,000	47,000	7,000
22	BIG BROTHER - TUE	Seven	110,000	57,000	34,000	19,000
23	TODAY	Nine	108,000	58,000	33,000	17,000
24	HOT SEAT	Nine	107,000	65,000	28,000	14,000
25	SUNRISE-EARLY	Seven	94,000	48,000	37,000	9,000
26	TODAY -EARLY	Nine	89,000	51,000	26,000	12,000
27	THE WAY WE WORE-EV	ABC	88,000	56,000	24,000	8,000
28	10 NEWS FIRST 6PM	10	86,000	60,000	20,000	5,000
29	NINE'S AFTERNOON NEWS	Nine	84,000	51,000	24,000	9,000
30	10 NEWS FIRST	10	80,000	49,000	26,000	5,000



Rank	Description	Network	Total TV 	Broadcast TV		BVOD
			Broadcast TV + BVOD National	Metro	Regional	National
1	SEVEN NEWS	Seven	1,203,000	717,000	457,000	29,000
2	SEVEN NEWS AT 6.30	Seven	1,161,000	700,000	432,000	28,000
3	NINE NEWS 6:30	Nine	884,000	594,000	243,000	47,000
4	NINE NEWS	Nine	861,000	580,000	235,000	46,000
5	TRAVEL GUIDES	Nine	801,000	513,000	245,000	43,000
6	A CURRENT AFFAIR	Nine	788,000	492,000	254,000	42,000
7	ABC NEWS-EV	ABC	770,000	507,000	240,000	23,000
8	THE CHASE AUSTRALIA	Seven	692,000	393,000	283,000	17,000
9	HOME AND AWAY	Seven	678,000	342,000	270,000	67,000
10	DESSERT MASTERS - WINNER ANNOUNCED	10	629,000	424,000	186,000	19,000
11	7.30-EV	ABC	596,000	378,000	195,000	23,000
12	DESSERT MASTERS - GRAND FINALE	10	552,000	356,000	163,000	32,000
13	HOT SEAT	Nine	474,000	302,000	150,000	22,000
14	HIGHWAY PATROL	Seven	452,000	258,000	170,000	24,000
15	THE CHASE AUSTRALIA-5PM	Seven	417,000	234,000	172,000	11,000
16	HIGHWAY PATROL - EP.2 (R)	Seven	410,000	242,000	151,000	17,000
17	THE WAY WE WORE-EV	ABC	385,000	246,000	125,000	14,000
18	THE CHEAP SEATS	10	384,000	274,000	99,000	10,000
19	NINE'S AFTERNOON NEWS	Nine	346,000	208,000	123,000	14,000
20	SUNRISE	Seven	333,000	173,000	144,000	17,000
21	HOT SEAT -5PM	Nine	327,000	200,000	112,000	15,000
22	THE PROJECT 7PM	10	321,000	229,000	81,000	11,000
23	OCEAN'S 8	Nine	301,000	179,000	108,000	14,000
24	TODAY	Nine	271,000	156,000	92,000	23,000
25	YAKKA: AUSTRALIA AT WORK-EV	ABC	268,000	187,000	75,000	6,000
26	SEVEN NEWS AT 4.30	Seven	259,000	143,000	109,000	7,000
27	SEVEN NEWS AT 4	Seven	256,000	139,000	111,000	6,000
28	10 NEWS FIRST	10	249,000	160,000	82,000	8,000
29	NEWS BREAKFAST-AM	ABC	214,000	120,000	82,000	11,000
30	TIPPING POINT -RPT	Nine	212,000	118,000	82,000	12,000

Notes

Source:

VOZ 5.0 National Broadcast TV and BVOD (live + on demand incl co-viewing) 'What Watched' Overnight program audience for Free-to-Air (FTA) channels

Metro (Syd, Mel, Bris, Ade, Per) Regional (Qld, NNSW, SNSW, Vic, Tas, WA, Rest of Australia)

Program results:

Reporting the Top 30 programs by Primary Description, ranked by Total TV Audience, for programs 10 minutes in length or longer.

Data © OzTAM and Regional TAM 2023. Not to be reproduced, published or communicated (electronically or in hard copy) in whole or in part, without prior written consent of OzTAM and Regional TAM.



For more information on this report you can read the VOZ Guidelines and Frequently Asked Questions on our website virtualoz.com.au



P: +61 2 9929 7210

E: info@oztam.com.au

W: virtualoz.com.au

Level 2, Suite 1,
124 Walker Street,
North Sydney NSW
2060 Australia

ABN: 87 089 146 396