



Tuesday 21 Nov 2023

Total TV Daily Overnight Top 30 Programs


Free-to-Air Audience Reports:

Total People

People 16-39


People 25-54


Grocery Shoppers

Rank	Description	Network	Total TV 	Broadcast TV		BVOD
			Broadcast TV + BVOD National	Metro	Regional	National
1	SEVEN NEWS AT 6.30	Seven	1,302,000	771,000	487,000	44,000
2	SEVEN NEWS	Seven	1,301,000	763,000	493,000	44,000
3	NINE NEWS	Nine	1,060,000	726,000	280,000	54,000
4	NINE NEWS 6:30	Nine	1,034,000	697,000	284,000	53,000
5	TRAVEL GUIDES	Nine	971,000	629,000	290,000	52,000
6	A CURRENT AFFAIR	Nine	966,000	627,000	290,000	48,000
7	ABC NEWS-EV	ABC	796,000	514,000	254,000	28,000
8	THE CHASE AUSTRALIA	Seven	794,000	450,000	320,000	24,000
9	HOME AND AWAY	Seven	782,000	389,000	312,000	81,000
10	7.30-EV	ABC	725,000	473,000	223,000	29,000
11	DESSERT MASTERS TUES	10	629,000	408,000	186,000	35,000
12	HOT SEAT	Nine	566,000	360,000	181,000	25,000
13	THE CHASE AUSTRALIA-5PM	Seven	511,000	281,000	215,000	16,000
14	THE WAY WE WORE-EV	ABC	505,000	333,000	146,000	26,000
15	HIGHWAY PATROL - EP.2	Seven	500,000	295,000	186,000	20,000
16	HIGHWAY PATROL	Seven	498,000	269,000	200,000	29,000
17	THE CHEAP SEATS	10	473,000	337,000	124,000	12,000
18	SUNRISE	Seven	396,000	208,000	167,000	21,000
19	NINE'S AFTERNOON NEWS	Nine	372,000	210,000	147,000	16,000
20	THE PROJECT 7PM	10	367,000	257,000	98,000	12,000
21	HOT SEAT -5PM	Nine	360,000	216,000	126,000	17,000
22	TODAY	Nine	353,000	213,000	112,000	28,000
23	SEVEN NEWS AT 4.30	Seven	331,000	182,000	138,000	10,000
24	YAKKA: AUSTRALIA AT WORK-EV	ABC	325,000	223,000	94,000	7,000
25	CENTRAL INTELLIGENCE	Nine	310,000	186,000	106,000	18,000
26	SEVEN NEWS AT 4	Seven	297,000	153,000	136,000	8,000
27	10 NEWS FIRST	10	283,000	176,000	98,000	8,000
28	NEWS BREAKFAST-AM	ABC	261,000	143,000	104,000	14,000
29	THE PROJECT 6.30PM	10	243,000	167,000	67,000	10,000
30	SUNRISE-EARLY	Seven	235,000	114,000	107,000	15,000



Rank	Description	Network	Total TV	Broadcast TV		BVOD
			Broadcast TV + BVOD National	Metro	Regional	National
1	TRAVEL GUIDES	Nine	128,000	78,000	35,000	15,000
2	NINE NEWS	Nine	108,000	74,000	20,000	15,000
3	NINE NEWS 6:30	Nine	106,000	70,000	21,000	15,000
4	HOME AND AWAY	Seven	105,000	41,000	34,000	29,000
5	A CURRENT AFFAIR	Nine	100,000	58,000	27,000	14,000
6	DESSERT MASTERS TUES	10	95,000	65,000	18,000	12,000
7	SEVEN NEWS AT 6.30	Seven	95,000	52,000	29,000	13,000
8	LOVE ISLAND AUSTRALIA -TUE	Nine	93,000	10,000	2,000	81,000
9	SEVEN NEWS	Seven	80,000	45,000	23,000	12,000
10	THE CHEAP SEATS	10	78,000	61,000	12,000	4,000
11	HIGHWAY PATROL - EP.2	Seven	73,000	44,000	21,000	8,000
12	HIGHWAY PATROL	Seven	67,000	31,000	25,000	11,000
13	THE PROJECT 7PM	10	63,000	40,000	20,000	4,000
14	7.30-EV	ABC	51,000	34,000	9,000	7,000
15	THE CHASE AUSTRALIA	Seven	50,000	26,000	18,000	7,000
16	CENTRAL INTELLIGENCE	Nine	46,000	22,000	18,000	5,000
17	HOT SEAT	Nine	45,000	31,000	7,000	7,000
18	TODAY	Nine	43,000	29,000	6,000	8,000
19	BIG BROTHER - TUE	Seven	41,000	16,000	12,000	14,000
20	ABC NEWS-EV	ABC	41,000	28,000	6,000	7,000
21	THE PROJECT 6.30PM	10	40,000	20,000	17,000	3,000
22	SUNRISE	Seven	39,000	22,000	10,000	6,000
23	THE CHASE AUSTRALIA-5PM	Seven	35,000	12,000	18,000	4,000
24	NINE'S AFTERNOON NEWS	Nine	33,000	22,000	7,000	4,000
25	THE WAY WE WORE-EV	ABC	30,000	17,000	7,000	6,000
26	TODAY -EARLY	Nine	29,000	19,000	5,000	5,000
27	SEVEN NEWS AT 4.30	Seven	29,000	10,000	16,000	3,000
28	10 NEWS FIRST 6PM	10	28,000	11,000	15,000	2,000
29	HOT SEAT -5PM	Nine	28,000	19,000	3,000	5,000
30	ABC NATIONAL NEWS-EV	ABC	26,000	20,000	4,000	2,000

Rank	Description	Network	Total TV 	Broadcast TV		BVOD
			Broadcast TV + BVOD National	Metro	Regional	National
1	TRAVEL GUIDES	Nine	305,000	190,000	85,000	30,000
2	SEVEN NEWS AT 6.30	Seven	288,000	159,000	105,000	24,000
3	NINE NEWS 6:30	Nine	273,000	180,000	64,000	29,000
4	DESSERT MASTERS TUES	10	265,000	172,000	73,000	21,000
5	NINE NEWS	Nine	262,000	176,000	57,000	29,000
6	SEVEN NEWS	Seven	259,000	147,000	89,000	24,000
7	A CURRENT AFFAIR	Nine	250,000	150,000	73,000	27,000
8	HOME AND AWAY	Seven	238,000	103,000	89,000	47,000
9	THE CHEAP SEATS	10	217,000	158,000	52,000	8,000
10	HIGHWAY PATROL - EP.2	Seven	168,000	98,000	57,000	12,000
11	HIGHWAY PATROL	Seven	159,000	80,000	60,000	19,000
12	THE PROJECT 7PM	10	150,000	100,000	43,000	7,000
13	7.30-EV	ABC	149,000	103,000	33,000	14,000
14	THE CHASE AUSTRALIA	Seven	144,000	75,000	57,000	13,000
15	ABC NEWS-EV	ABC	135,000	89,000	32,000	13,000
16	CENTRAL INTELLIGENCE	Nine	131,000	73,000	48,000	11,000
17	TODAY	Nine	120,000	66,000	36,000	17,000
18	SUNRISE	Seven	119,000	64,000	42,000	13,000
19	HOT SEAT	Nine	107,000	63,000	31,000	13,000
20	THE PROJECT 6.30PM	10	102,000	64,000	32,000	6,000
21	THE WAY WE WORE-EV	ABC	100,000	62,000	26,000	12,000
22	LOVE ISLAND AUSTRALIA -TUE	Nine	98,000	20,000	4,000	74,000
23	BIG BROTHER - TUE	Seven	96,000	50,000	28,000	18,000
24	THE CHASE AUSTRALIA-5PM	Seven	92,000	44,000	40,000	8,000
25	SUNRISE-EARLY	Seven	90,000	43,000	38,000	9,000
26	TODAY -EARLY	Nine	86,000	50,000	24,000	12,000
27	NINE'S AFTERNOON NEWS	Nine	81,000	48,000	26,000	8,000
28	NCIS RPT	10	78,000	47,000	28,000	2,000
29	10 NEWS FIRST	10	77,000	41,000	31,000	5,000
30	10 NEWS FIRST 6PM	10	76,000	47,000	24,000	5,000

Rank	Description	Network	Total TV 	Broadcast TV		BVOD
			Broadcast TV + BVOD National	Metro	Regional	National
1	SEVEN NEWS AT 6.30	Seven	1,084,000	649,000	401,000	35,000
2	SEVEN NEWS	Seven	1,079,000	644,000	400,000	35,000
3	NINE NEWS	Nine	863,000	585,000	234,000	43,000
4	NINE NEWS 6:30	Nine	843,000	569,000	231,000	43,000
5	A CURRENT AFFAIR	Nine	793,000	518,000	236,000	39,000
6	TRAVEL GUIDES	Nine	782,000	507,000	233,000	42,000
7	ABC NEWS-EV	ABC	667,000	429,000	216,000	22,000
8	THE CHASE AUSTRALIA	Seven	654,000	378,000	256,000	20,000
9	HOME AND AWAY	Seven	630,000	323,000	243,000	64,000
10	7.30-EV	ABC	605,000	398,000	184,000	23,000
11	DESSERT MASTERS TUES	10	492,000	317,000	148,000	28,000
12	HOT SEAT	Nine	471,000	297,000	154,000	20,000
13	THE WAY WE WORE-EV	ABC	430,000	284,000	126,000	21,000
14	THE CHASE AUSTRALIA-5PM	Seven	424,000	239,000	172,000	13,000
15	HIGHWAY PATROL	Seven	400,000	224,000	154,000	23,000
16	HIGHWAY PATROL - EP.2	Seven	391,000	234,000	142,000	16,000
17	THE CHEAP SEATS	10	374,000	274,000	91,000	10,000
18	SUNRISE	Seven	330,000	175,000	138,000	17,000
19	NINE'S AFTERNOON NEWS	Nine	309,000	176,000	120,000	13,000
20	HOT SEAT -5PM	Nine	301,000	180,000	108,000	14,000
21	THE PROJECT 7PM	10	289,000	204,000	76,000	10,000
22	TODAY	Nine	283,000	167,000	92,000	23,000
23	YAKKA: AUSTRALIA AT WORK-EV	ABC	270,000	183,000	81,000	6,000
24	SEVEN NEWS AT 4.30	Seven	266,000	151,000	107,000	8,000
25	CENTRAL INTELLIGENCE	Nine	250,000	149,000	86,000	14,000
26	SEVEN NEWS AT 4	Seven	244,000	129,000	108,000	7,000
27	10 NEWS FIRST	10	235,000	147,000	81,000	7,000
28	NEWS BREAKFAST-AM	ABC	227,000	127,000	88,000	11,000
29	SUNRISE-EARLY	Seven	200,000	99,000	89,000	12,000
30	TIPPING POINT -RPT	Nine	200,000	113,000	75,000	12,000

Notes

Source:

VOZ 5.0 National Broadcast TV and BVOD (live + on demand incl co-viewing) 'What Watched' Overnight program audience for Free-to-Air (FTA) channels

Metro (Syd, Mel, Bris, Ade, Per) Regional (Qld, NNSW, SNSW, Vic, Tas, WA, Rest of Australia)

Program results:

Reporting the Top 30 programs by Primary Description, ranked by Total TV Audience, for programs 10 minutes in length or longer.

Data © OzTAM and Regional TAM 2023. Not to be reproduced, published or communicated (electronically or in hard copy) in whole or in part, without prior written consent of OzTAM and Regional TAM.



For more information on this report you can read the VOZ Guidelines and Frequently Asked Questions on our website virtualoz.com.au



P: +61 2 9929 7210

E: info@oztam.com.au

W: virtualoz.com.au

Level 2, Suite 1,
124 Walker Street,
North Sydney NSW
2060 Australia

ABN: 87 089 146 396