

Monday 13 Nov 2023

Total TV Daily Overnight Top 30 Programs


Free-to-Air Audience Reports:


Total People

People 16-39

People 25-54

Grocery Shoppers

Rank	Description	Network	Total TV 	Broadcast TV		BVOD
			Broadcast TV + BVOD National	Metro	Regional	National
1	SEVEN NEWS	Seven	1,454,000	882,000	524,000	49,000
2	SEVEN NEWS AT 6.30	Seven	1,443,000	889,000	505,000	49,000
3	NINE NEWS 6:30	Nine	1,043,000	710,000	274,000	59,000
4	NINE NEWS	Nine	1,040,000	696,000	285,000	59,000
5	A CURRENT AFFAIR	Nine	941,000	595,000	293,000	53,000
6	THE CHASE AUSTRALIA	Seven	832,000	489,000	317,000	27,000
7	7.30-EV	ABC	829,000	544,000	252,000	34,000
8	ABC NEWS-EV	ABC	809,000	541,000	239,000	30,000
9	HOME AND AWAY	Seven	809,000	429,000	302,000	78,000
10	AUSTRALIAN STORY-EV	ABC	753,000	495,000	224,000	34,000
11	HOME AND AWAY - LATE	Seven	736,000	338,000	272,000	127,000
12	DESSERT MASTERS MON	10	682,000	473,000	175,000	34,000
13	MEDIA WATCH-EV	ABC	537,000	342,000	176,000	20,000
14	THE CHASE AUSTRALIA-5PM	Seven	510,000	309,000	184,000	17,000
15	HOT SEAT	Nine	506,000	322,000	158,000	27,000
16	MY MUM YOUR DAD -MON	Nine	502,000	306,000	131,000	65,000
17	EVACUATION-EV	ABC	466,000	296,000	154,000	16,000
18	TIPPING POINT	Nine	422,000	259,000	149,000	14,000
19	SUNRISE	Seven	398,000	204,000	173,000	22,000
20	NINE'S AFTERNOON NEWS	Nine	387,000	235,000	135,000	16,000
21	THE PROJECT 7PM	10	383,000	260,000	110,000	13,000
22	HOT SEAT -5PM	Nine	358,000	225,000	115,000	18,000
23	TODAY	Nine	335,000	188,000	119,000	28,000
24	SEVEN NEWS AT 4.30	Seven	335,000	212,000	112,000	10,000
25	Q+A-LE	ABC	321,000	206,000	101,000	13,000
26	MILLION DOLLAR MURDERS	Nine	308,000	181,000	106,000	21,000
27	10 NEWS FIRST	10	298,000	182,000	107,000	9,000
28	SEVEN NEWS AT 4	Seven	289,000	167,000	113,000	9,000
29	BIG BROTHER - MON	Seven	287,000	152,000	103,000	32,000
30	NEWS BREAKFAST-AM	ABC	277,000	149,000	113,000	15,000

Rank	Description	Network	Total TV 	Broadcast TV		BVOD
			Broadcast TV + BVOD National	Metro	Regional	National
1	DESSERT MASTERS MON	10	126,000	87,000	27,000	12,000
2	SEVEN NEWS AT 6.30	Seven	123,000	71,000	37,000	15,000
3	HOME AND AWAY - LATE	Seven	119,000	39,000	33,000	47,000
4	NINE NEWS 6:30	Nine	118,000	74,000	27,000	17,000
5	HOME AND AWAY	Seven	115,000	48,000	37,000	30,000
6	SEVEN NEWS	Seven	115,000	64,000	36,000	14,000
7	NINE NEWS	Nine	107,000	68,000	23,000	16,000
8	A CURRENT AFFAIR	Nine	97,000	55,000	26,000	16,000
9	LOVE ISLAND AUSTRALIA -MON	Nine	87,000	9,000	2,000	76,000
10	THE PROJECT 7PM	10	85,000	54,000	27,000	4,000
11	MY MUM YOUR DAD -MON	Nine	68,000	35,000	15,000	18,000
12	7.30-EV	ABC	67,000	50,000	9,000	9,000
13	BIG BROTHER - MON	Seven	64,000	30,000	18,000	15,000
14	THE CHASE AUSTRALIA	Seven	63,000	37,000	18,000	8,000
15	THE PROJECT 6.30PM	10	61,000	33,000	25,000	3,000
16	AUSTRALIAN STORY-EV	ABC	60,000	47,000	4,000	9,000
17	ABC NEWS-EV	ABC	47,000	34,000	6,000	7,000
18	10 NEWS FIRST 6PM	10	47,000	26,000	18,000	2,000
19	HOT SEAT	Nine	46,000	30,000	8,000	8,000
20	TODAY	Nine	46,000	27,000	11,000	8,000
21	MEDIA WATCH-EV	ABC	42,000	26,000	11,000	5,000
22	THE SECRETS SHE KEEPS	10	37,000	26,000	9,000	2,000
23	NINE'S AFTERNOON NEWS	Nine	35,000	23,000	8,000	4,000
24	HOT SEAT -5PM	Nine	33,000	24,000	5,000	5,000
25	THE CHASE AUSTRALIA-5PM	Seven	32,000	18,000	10,000	5,000
26	NEWS BREAKFAST-AM	ABC	32,000	21,000	7,000	4,000
27	EVACUATION-EV	ABC	31,000	22,000	5,000	4,000
28	TODAY -EARLY	Nine	31,000	18,000	8,000	5,000
29	THE BIG BANG THEORY EP 3 RPT	10	29,000	19,000	10,000	1,000
30	S.W.A.T.	Seven	28,000	15,000	9,000	4,000



Rank	Description	Network	Total TV	Broadcast TV		BVOD
			Broadcast TV + BVOD National	Metro	Regional	National
1	SEVEN NEWS AT 6.30	Seven	353,000	216,000	109,000	28,000
2	SEVEN NEWS	Seven	333,000	200,000	106,000	27,000
3	DESSERT MASTERS MON	10	285,000	191,000	73,000	21,000
4	HOME AND AWAY	Seven	278,000	133,000	98,000	46,000
5	NINE NEWS 6:30	Nine	274,000	181,000	61,000	33,000
6	HOME AND AWAY - LATE	Seven	272,000	107,000	91,000	74,000
7	NINE NEWS	Nine	262,000	170,000	60,000	32,000
8	A CURRENT AFFAIR	Nine	235,000	137,000	69,000	30,000
9	THE CHASE AUSTRALIA	Seven	176,000	98,000	64,000	14,000
10	MY MUM YOUR DAD -MON	Nine	174,000	100,000	38,000	37,000
11	7.30-EV	ABC	168,000	118,000	34,000	17,000
12	THE PROJECT 7PM	10	163,000	107,000	48,000	8,000
13	ABC NEWS-EV	ABC	155,000	106,000	35,000	14,000
14	AUSTRALIAN STORY-EV	ABC	142,000	94,000	32,000	16,000
15	MEDIA WATCH-EV	ABC	131,000	79,000	43,000	10,000
16	BIG BROTHER - MON	Seven	131,000	73,000	38,000	20,000
17	TODAY	Nine	121,000	68,000	35,000	17,000
18	THE PROJECT 6.30PM	10	118,000	72,000	40,000	7,000
19	SUNRISE	Seven	117,000	65,000	39,000	14,000
20	THE CHASE AUSTRALIA-5PM	Seven	116,000	68,000	39,000	9,000
21	THE SECRETS SHE KEEPS	10	106,000	66,000	35,000	5,000
22	HOT SEAT	Nine	105,000	63,000	28,000	14,000
23	TODAY -EARLY	Nine	94,000	52,000	30,000	12,000
24	EVACUATION-EV	ABC	93,000	61,000	25,000	7,000
25	SUNRISE-EARLY	Seven	93,000	50,000	34,000	9,000
26	10 NEWS FIRST 6PM	10	91,000	55,000	32,000	5,000
27	SEVEN NEWS AT 4.30	Seven	90,000	57,000	27,000	6,000
28	MILLION DOLLAR MURDERS	Nine	89,000	52,000	26,000	12,000
29	NEWS BREAKFAST-AM	ABC	86,000	52,000	26,000	8,000
30	LOVE ISLAND AUSTRALIA -MON	Nine	83,000	15,000	3,000	65,000



Rank	Description	Network	Total TV	Broadcast TV		BVOD
			Broadcast TV + BVOD National	Metro	Regional	National
1	SEVEN NEWS	Seven	1,192,000	722,000	431,000	39,000
2	SEVEN NEWS AT 6.30	Seven	1,172,000	720,000	413,000	39,000
3	NINE NEWS 6:30	Nine	842,000	567,000	228,000	47,000
4	NINE NEWS	Nine	841,000	555,000	239,000	47,000
5	A CURRENT AFFAIR	Nine	770,000	485,000	243,000	43,000
6	7.30-EV	ABC	703,000	462,000	213,000	27,000
7	ABC NEWS-EV	ABC	683,000	452,000	207,000	24,000
8	THE CHASE AUSTRALIA	Seven	682,000	401,000	260,000	21,000
9	HOME AND AWAY	Seven	648,000	347,000	239,000	61,000
10	AUSTRALIAN STORY-EV	ABC	641,000	423,000	191,000	27,000
11	HOME AND AWAY - LATE	Seven	587,000	275,000	212,000	100,000
12	DESSERT MASTERS MON	10	518,000	355,000	136,000	27,000
13	MEDIA WATCH-EV	ABC	458,000	294,000	148,000	16,000
14	THE CHASE AUSTRALIA-5PM	Seven	423,000	255,000	155,000	13,000
15	MY MUM YOUR DAD -MON	Nine	412,000	255,000	104,000	53,000
16	HOT SEAT	Nine	408,000	256,000	131,000	22,000
17	EVACUATION-EV	ABC	394,000	249,000	132,000	12,000
18	TIPPING POINT	Nine	353,000	215,000	128,000	11,000
19	SUNRISE	Seven	334,000	170,000	146,000	18,000
20	NINE'S AFTERNOON NEWS	Nine	325,000	196,000	116,000	13,000
21	THE PROJECT 7PM	10	300,000	200,000	89,000	11,000
22	HOT SEAT -5PM	Nine	296,000	186,000	96,000	14,000
23	SEVEN NEWS AT 4.30	Seven	282,000	177,000	97,000	8,000
24	TODAY	Nine	278,000	154,000	100,000	23,000
25	Q+A-LE	ABC	274,000	176,000	87,000	11,000
26	MILLION DOLLAR MURDERS	Nine	259,000	154,000	88,000	17,000
27	10 NEWS FIRST	10	247,000	152,000	88,000	7,000
28	SEVEN NEWS AT 4	Seven	246,000	142,000	97,000	7,000
29	NEWS BREAKFAST-AM	ABC	232,000	130,000	90,000	12,000
30	SUNRISE-EARLY	Seven	223,000	113,000	98,000	12,000

Notes

Source:

VOZ 5.0 National Broadcast TV and BVOD (live + on demand incl co-viewing) 'What Watched' Overnight program audience for Free-to-Air (FTA) channels

Metro (Syd, Mel, Bris, Ade, Per) Regional (Qld, NNSW, SNSW, Vic, Tas, WA, Rest of Australia)

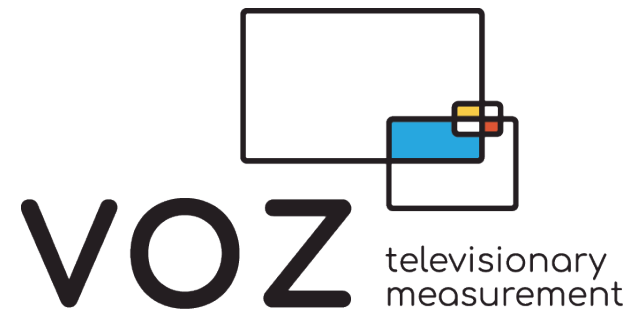
Program results:

Reporting the Top 30 programs by Primary Description, ranked by Total TV Audience, for programs 10 minutes in length or longer.

Data © OzTAM and Regional TAM 2023. Not to be reproduced, published or communicated (electronically or in hard copy) in whole or in part, without prior written consent of OzTAM and Regional TAM.



For more information on this report you can read the VOZ Guidelines and Frequently Asked Questions on our website virtualoz.com.au



P: +61 2 9929 7210

E: info@oztam.com.au

W: virtualoz.com.au

Level 2, Suite 1,
124 Walker Street,
North Sydney NSW
2060 Australia

ABN: 87 089 146 396