



Friday 03 Nov 2023

Total TV Daily Overnight Top 30 Programs


Free-to-Air Audience Reports:


Total People


People 16-39


People 25-54

Grocery Shoppers

Rank	Description	Network	Total TV 	Broadcast TV		BVOD
			Broadcast TV + BVOD National	Metro	Regional	National
1	SEVEN NEWS	Seven	1,197,000	711,000	452,000	34,000
2	SEVEN NEWS AT 6.30	Seven	1,135,000	669,000	435,000	31,000
3	NINE NEWS	Nine	892,000	593,000	252,000	47,000
4	NINE NEWS 6:30	Nine	888,000	589,000	253,000	45,000
5	ABC NEWS-EV	ABC	753,000	466,000	264,000	23,000
6	A CURRENT AFFAIR	Nine	737,000	484,000	215,000	37,000
7	THE CHASE AUSTRALIA	Seven	726,000	427,000	279,000	20,000
8	BETTER HOMES AND GARDENS	Seven	621,000	348,000	255,000	18,000
9	GARDENING AUSTRALIA-EV	ABC	577,000	372,000	186,000	19,000
10	HOT SEAT	Nine	466,000	306,000	138,000	23,000
11	THE CHASE AUSTRALIA-5PM	Seven	464,000	268,000	183,000	13,000
12	UNDER THE VINES-EV	ABC	439,000	299,000	126,000	14,000
13	BEACH HOUSE HUNTERS	Nine	422,000	275,000	122,000	25,000
14	SUNRISE	Seven	418,000	210,000	188,000	20,000
15	TIPPING POINT	Nine	386,000	227,000	147,000	11,000
16	NINE'S AFTERNOON NEWS	Nine	349,000	220,000	115,000	15,000
17	BEACH HOUSE HUNTERS -TX1	Nine	343,000	229,000	94,000	20,000
18	TODAY	Nine	327,000	191,000	108,000	28,000
19	HOT SEAT -5PM	Nine	320,000	209,000	95,000	16,000
20	SEVEN NEWS AT 4.30	Seven	311,000	163,000	139,000	9,000
21	MIDSOMER MURDERS RPT	ABC	284,000	169,000	109,000	5,000
22	SEVEN NEWS AT 4	Seven	280,000	150,000	123,000	8,000
23	10 NEWS FIRST	10	271,000	174,000	89,000	8,000
24	THE PROJECT 7PM	10	261,000	176,000	77,000	7,000
25	NEWS BREAKFAST-AM	ABC	259,000	141,000	104,000	14,000
26	SUNRISE-EARLY	Seven	250,000	123,000	113,000	13,000
27	THE MORNING SHOW	Seven	244,000	127,000	106,000	11,000
28	M- AS GOOD AS IT GETS	Seven	220,000	136,000	79,000	5,000
29	THE BOLD AND THE BEAUTIFUL	10	216,000	141,000	72,000	4,000
30	THE DRUM-EV	ABC	213,000	140,000	66,000	7,000

Rank	Description	Network	Total TV 	Broadcast TV		BVOD
			Broadcast TV + BVOD National	Metro	Regional	National
1	NINE NEWS 6:30	Nine	102,000	71,000	19,000	12,000
2	SEVEN NEWS	Seven	99,000	52,000	38,000	9,000
3	NINE NEWS	Nine	93,000	68,000	12,000	12,000
4	SEVEN NEWS AT 6.30	Seven	87,000	48,000	31,000	8,000
5	A CURRENT AFFAIR	Nine	77,000	51,000	16,000	11,000
6	BETTER HOMES AND GARDENS	Seven	66,000	40,000	21,000	5,000
7	BEACH HOUSE HUNTERS	Nine	63,000	39,000	16,000	8,000
8	THE CHASE AUSTRALIA	Seven	63,000	30,000	28,000	5,000
9	THE PROJECT 7PM	10	53,000	38,000	13,000	2,000
10	BEACH HOUSE HUNTERS -TX1	Nine	49,000	32,000	10,000	6,000
11	TODAY	Nine	47,000	30,000	9,000	8,000
12	GARDENING AUSTRALIA-EV	ABC	45,000	34,000	6,000	4,000
13	ABC NEWS-EV	ABC	42,000	28,000	9,000	6,000
14	HOT SEAT	Nine	40,000	30,000	4,000	6,000
15	HAVE YOU BEEN PAYING ATTENTION? ENCORE	10	39,000	30,000	8,000	1,000
16	SUNRISE	Seven	39,000	19,000	13,000	6,000
17	THE GRAHAM NORTON SHOW ENCORE	10	34,000	24,000	9,000	1,000
18	THE CHASE AUSTRALIA-5PM	Seven	34,000	16,000	15,000	4,000
19	THE PROJECT 6.30PM	10	32,000	20,000	11,000	2,000
20	THE MORNING SHOW	Seven	29,000	12,000	13,000	4,000
21	HOT SEAT -5PM	Nine	28,000	21,000	3,000	4,000
22	10 NEWS FIRST 6PM	10	27,000	16,000	9,000	2,000
23	NINE'S AFTERNOON NEWS	Nine	27,000	18,000	5,000	4,000
24	TODAY EXTRA	Nine	26,000	18,000	3,000	5,000
25	TODAY -EARLY	Nine	24,000	14,000	5,000	5,000
26	10 NEWS FIRST	10	24,000	13,000	9,000	2,000
27	THE BIG BANG THEORY EP 2 RPT	10	23,000	17,000	5,000	1,000
28	HARRY POTTER AND THE ORDER OF THE PHOENIX -EV	Nine	23,000	11,000	10,000	1,000
29	THE BIG BANG THEORY EP 3 RPT	10	22,000	16,000	6,000	1,000
30	SEVEN NEWS AT 4.30	Seven	22,000	6,000	14,000	3,000

Rank	Description	Network	Total TV 	Broadcast TV		BVOD
			Broadcast TV + BVOD National	Metro	Regional	National
1	SEVEN NEWS	Seven	283,000	158,000	107,000	18,000
2	SEVEN NEWS AT 6.30	Seven	276,000	154,000	106,000	16,000
3	NINE NEWS 6.30	Nine	219,000	153,000	42,000	24,000
4	NINE NEWS	Nine	211,000	146,000	40,000	25,000
5	BETTER HOMES AND GARDENS	Seven	181,000	104,000	67,000	10,000
6	A CURRENT AFFAIR	Nine	179,000	114,000	44,000	20,000
7	THE CHASE AUSTRALIA	Seven	172,000	91,000	71,000	10,000
8	SUNRISE	Seven	134,000	72,000	50,000	12,000
9	BEACH HOUSE HUNTERS	Nine	134,000	84,000	36,000	14,000
10	ABC NEWS-EV	ABC	131,000	82,000	38,000	11,000
11	BEACH HOUSE HUNTERS -TX1	Nine	117,000	77,000	28,000	11,000
12	THE PROJECT 7PM	10	114,000	82,000	28,000	4,000
13	TODAY	Nine	106,000	60,000	29,000	17,000
14	GARDENING AUSTRALIA-EV	ABC	102,000	67,000	27,000	9,000
15	THE CHASE AUSTRALIA-5PM	Seven	101,000	54,000	40,000	7,000
16	HAVE YOU BEEN PAYING ATTENTION? ENCORE	10	89,000	62,000	25,000	2,000
17	HOT SEAT	Nine	84,000	57,000	16,000	12,000
18	THE MORNING SHOW	Seven	83,000	45,000	32,000	7,000
19	THE GRAHAM NORTON SHOW ENCORE	10	83,000	54,000	26,000	3,000
20	SUNRISE-EARLY	Seven	79,000	38,000	32,000	8,000
21	THE PROJECT 6.30PM	10	76,000	49,000	23,000	4,000
22	10 NEWS FIRST	10	75,000	52,000	19,000	4,000
23	TODAY -EARLY	Nine	73,000	42,000	20,000	11,000
24	SEVEN NEWS AT 4.30	Seven	73,000	39,000	29,000	5,000
25	NINE'S AFTERNOON NEWS	Nine	72,000	45,000	19,000	8,000
26	NEWS BREAKFAST-AM	ABC	70,000	42,000	21,000	7,000
27	THE BIG BANG THEORY EP 3 RPT	10	64,000	40,000	23,000	1,000
28	M- AS GOOD AS IT GETS	Seven	62,000	38,000	21,000	3,000
29	THE BIG BANG THEORY EP 2 RPT	10	61,000	40,000	21,000	1,000
30	THE MORNING SHOW - EXTRA	Seven	60,000	32,000	25,000	4,000

Rank	Description	Network	Total TV 	Broadcast TV		BVOD
			Broadcast TV + BVOD National	Metro	Regional	National
1	SEVEN NEWS	Seven	989,000	592,000	370,000	27,000
2	SEVEN NEWS AT 6.30	Seven	936,000	557,000	354,000	25,000
3	NINE NEWS	Nine	731,000	486,000	207,000	38,000
4	NINE NEWS 6:30	Nine	719,000	476,000	207,000	36,000
5	ABC NEWS-EV	ABC	630,000	390,000	222,000	18,000
6	THE CHASE AUSTRALIA	Seven	606,000	360,000	231,000	16,000
7	A CURRENT AFFAIR	Nine	602,000	393,000	179,000	30,000
8	BETTER HOMES AND GARDENS	Seven	508,000	290,000	203,000	14,000
9	GARDENING AUSTRALIA-EV	ABC	485,000	314,000	156,000	15,000
10	THE CHASE AUSTRALIA-5PM	Seven	390,000	228,000	151,000	10,000
11	HOT SEAT	Nine	388,000	252,000	117,000	19,000
12	UNDER THE VINES-EV	ABC	376,000	256,000	109,000	11,000
13	SUNRISE	Seven	344,000	175,000	152,000	16,000
14	BEACH HOUSE HUNTERS	Nine	333,000	212,000	101,000	20,000
15	TIPPING POINT	Nine	324,000	190,000	125,000	9,000
16	NINE'S AFTERNOON NEWS	Nine	292,000	182,000	98,000	12,000
17	BEACH HOUSE HUNTERS -TX1	Nine	277,000	184,000	78,000	16,000
18	TODAY	Nine	264,000	153,000	87,000	23,000
19	SEVEN NEWS AT 4.30	Seven	263,000	139,000	117,000	7,000
20	HOT SEAT -5PM	Nine	263,000	169,000	82,000	13,000
21	MIDSOMER MURDERS RPT	ABC	247,000	150,000	93,000	4,000
22	SEVEN NEWS AT 4	Seven	237,000	129,000	102,000	6,000
23	10 NEWS FIRST	10	233,000	152,000	74,000	6,000
24	NEWS BREAKFAST-AM	ABC	220,000	123,000	85,000	11,000
25	THE PROJECT 7PM	10	210,000	144,000	60,000	6,000
26	SUNRISE-EARLY	Seven	207,000	105,000	91,000	11,000
27	THE MORNING SHOW	Seven	202,000	107,000	87,000	9,000
28	THE BOLD AND THE BEAUTIFUL	10	190,000	124,000	63,000	3,000
29	THE DRUM-EV	ABC	183,000	121,000	57,000	5,000
30	THE CHASE-UK	Seven	180,000	103,000	73,000	4,000

Notes

Source:

VOZ 5.0 National Broadcast TV and BVOD (live + on demand incl co-viewing) 'What Watched' Overnight program audience for Free-to-Air (FTA) channels

Metro (Syd, Mel, Bris, Ade, Per) Regional (Qld, NNSW, SNSW, Vic, Tas, WA, Rest of Australia)

Program results:

Reporting the Top 30 programs by Primary Description, ranked by Total TV Audience, for programs 10 minutes in length or longer.

Data © OzTAM and Regional TAM 2023. Not to be reproduced, published or communicated (electronically or in hard copy) in whole or in part, without prior written consent of OzTAM and Regional TAM.



For more information on this report you can read the VOZ Guidelines and Frequently Asked Questions on our website virtualoz.com.au



P: +61 2 9929 7210

E: info@oztam.com.au

W: virtualoz.com.au

Level 2, Suite 1,
124 Walker Street,
North Sydney NSW
2060 Australia

ABN: 87 089 146 396