



Friday 27 Oct 2023

# Total TV Daily Overnight Top 30 Programs


## Free-to-Air Audience Reports:


Total People


People 16-39


People 25-54

Grocery Shoppers

Rank	Description	Network	Total TV 	Broadcast TV		BVOD
			Broadcast TV + BVOD National	Metro	Regional	National
1	SEVEN NEWS	Seven	1,154,000	709,000	409,000	37,000
2	SEVEN NEWS AT 6.30	Seven	1,061,000	639,000	389,000	33,000
3	NINE NEWS 6:30	Nine	870,000	580,000	244,000	45,000
4	NINE NEWS	Nine	864,000	578,000	239,000	47,000
5	A CURRENT AFFAIR	Nine	749,000	466,000	246,000	37,000
6	THE CHASE AUSTRALIA	Seven	671,000	386,000	263,000	21,000
7	ABC NEWS-EV	ABC	670,000	439,000	211,000	20,000
8	BETTER HOMES AND GARDENS	Seven	634,000	348,000	266,000	20,000
9	GARDENING AUSTRALIA-EV	ABC	572,000	374,000	180,000	18,000
10	SHERWOOD-EV	ABC	456,000	289,000	142,000	24,000
11	THE CHASE AUSTRALIA-5PM	Seven	442,000	249,000	179,000	14,000
12	HOT SEAT	Nine	436,000	271,000	143,000	23,000
13	SUNRISE	Seven	408,000	224,000	162,000	22,000
14	BEACH HOUSE HUNTERS	Nine	402,000	264,000	113,000	25,000
15	NINE'S AFTERNOON NEWS	Nine	363,000	218,000	131,000	15,000
16	BEACH HOUSE HUNTERS -TX1	Nine	344,000	229,000	94,000	20,000
17	SEVEN NEWS AT 4.30	Seven	335,000	180,000	145,000	9,000
18	TODAY	Nine	321,000	177,000	116,000	28,000
19	HOT SEAT -5PM	Nine	307,000	186,000	105,000	16,000
20	10 NEWS FIRST	10	294,000	187,000	99,000	7,000
21	SEVEN NEWS AT 4	Seven	290,000	165,000	117,000	8,000
22	THE PROJECT 7PM	10	267,000	179,000	80,000	8,000
23	NEWS BREAKFAST-AM	ABC	248,000	138,000	96,000	14,000
24	THE MORNING SHOW	Seven	244,000	139,000	94,000	12,000
25	MIDSOMER MURDERS RPT	ABC	232,000	148,000	79,000	4,000
26	SUNRISE-EARLY	Seven	231,000	117,000	101,000	14,000
27	BRIDGET JONES'S DIARY	Nine	230,000	142,000	76,000	12,000
28	TIPPING POINT -RPT	Nine	227,000	131,000	82,000	14,000
29	THE PROJECT 6.30PM	10	217,000	136,000	74,000	7,000
30	HAVE YOU BEEN PAYING ATTENTION? ENCORE	10	214,000	148,000	62,000	3,000

Rank	Description	Network	Total TV 	Broadcast TV		BVOD
			Broadcast TV + BVOD National	Metro	Regional	National
1	NINE NEWS	Nine	91,000	64,000	14,000	13,000
2	SEVEN NEWS	Seven	89,000	59,000	20,000	10,000
3	SEVEN NEWS AT 6.30	Seven	86,000	54,000	23,000	9,000
4	NINE NEWS 6:30	Nine	84,000	57,000	14,000	13,000
5	BETTER HOMES AND GARDENS	Seven	70,000	42,000	22,000	6,000
6	THE PROJECT 7PM	10	63,000	38,000	23,000	2,000
7	A CURRENT AFFAIR	Nine	56,000	30,000	15,000	11,000
8	THE PROJECT 6.30PM	10	46,000	24,000	19,000	2,000
9	HOT SEAT	Nine	45,000	31,000	8,000	6,000
10	THE CHASE AUSTRALIA	Seven	44,000	24,000	14,000	6,000
11	BEACH HOUSE HUNTERS	Nine	42,000	27,000	7,000	8,000
12	TODAY	Nine	42,000	25,000	9,000	8,000
13	ABC NEWS-EV	ABC	39,000	29,000	6,000	5,000
14	BEACH HOUSE HUNTERS -TX1	Nine	38,000	24,000	8,000	6,000
15	HAVE YOU BEEN PAYING ATTENTION? ENCORE	10	37,000	25,000	11,000	1,000
16	GARDENING AUSTRALIA-EV	ABC	36,000	26,000	5,000	4,000
17	THE GRAHAM NORTON SHOW ENCORE	10	35,000	24,000	10,000	1,000
18	BRIDGET JONES'S DIARY	Nine	35,000	20,000	11,000	4,000
19	HOT SEAT -5PM	Nine	34,000	25,000	4,000	4,000
20	SUNRISE	Seven	33,000	16,000	10,000	7,000
21	THE CHASE AUSTRALIA-5PM	Seven	32,000	16,000	12,000	4,000
22	HARRY POTTER AND THE GOBLET OF FIRE -EV	Nine	32,000	19,000	12,000	1,000
23	10 NEWS FIRST 6PM	10	30,000	13,000	16,000	2,000
24	10 NEWS FIRST	10	29,000	11,000	16,000	2,000
25	NINE'S AFTERNOON NEWS	Nine	28,000	20,000	4,000	4,000
26	SEVEN NEWS AT 4.30	Seven	27,000	13,000	11,000	3,000
27	THE MORNING SHOW	Seven	26,000	13,000	10,000	4,000
28	ABC NEWS MORNINGS-AM	ABC	26,000	16,000	7,000	3,000
29	THE BIG BANG THEORY EP 3 RPT	10	26,000	16,000	9,000	1,000
30	NEWS BREAKFAST-AM	ABC	25,000	15,000	6,000	4,000

Rank	Description	Network	Total TV 	Broadcast TV		BVOD
			Broadcast TV + BVOD National	Metro	Regional	National
1	SEVEN NEWS AT 6.30	Seven	248,000	147,000	84,000	17,000
2	SEVEN NEWS	Seven	246,000	146,000	81,000	20,000
3	NINE NEWS 6:30	Nine	226,000	147,000	54,000	24,000
4	NINE NEWS	Nine	206,000	133,000	48,000	25,000
5	A CURRENT AFFAIR	Nine	180,000	104,000	55,000	20,000
6	BETTER HOMES AND GARDENS	Seven	169,000	96,000	62,000	11,000
7	THE CHASE AUSTRALIA	Seven	137,000	73,000	53,000	11,000
8	SUNRISE	Seven	124,000	67,000	44,000	13,000
9	THE PROJECT 7PM	10	118,000	80,000	34,000	5,000
10	BEACH HOUSE HUNTERS	Nine	116,000	74,000	27,000	14,000
11	ABC NEWS-EV	ABC	109,000	72,000	28,000	9,000
12	BEACH HOUSE HUNTERS -TX1	Nine	108,000	72,000	25,000	11,000
13	TODAY	Nine	107,000	57,000	33,000	17,000
14	GARDENING AUSTRALIA-EV	ABC	103,000	70,000	24,000	9,000
15	HOT SEAT	Nine	95,000	52,000	31,000	12,000
16	THE CHASE AUSTRALIA-5PM	Seven	94,000	47,000	40,000	7,000
17	HAVE YOU BEEN PAYING ATTENTION? ENCORE	10	94,000	66,000	26,000	2,000
18	THE PROJECT 6.30PM	10	90,000	55,000	31,000	4,000
19	SEVEN NEWS AT 4.30	Seven	87,000	47,000	35,000	5,000
20	10 NEWS FIRST	10	85,000	49,000	32,000	4,000
21	BRIDGET JONES'S DIARY	Nine	84,000	51,000	27,000	7,000
22	SUNRISE-EARLY	Seven	81,000	42,000	30,000	9,000
23	NEWS BREAKFAST-AM	ABC	78,000	47,000	23,000	8,000
24	THE MORNING SHOW	Seven	74,000	39,000	28,000	7,000
25	10 NEWS FIRST 6PM	10	74,000	41,000	28,000	4,000
26	NINE'S AFTERNOON NEWS	Nine	72,000	44,000	21,000	8,000
27	TODAY -EARLY	Nine	72,000	42,000	19,000	11,000
28	SEVEN NEWS AT 4	Seven	66,000	39,000	22,000	4,000
29	THE GRAHAM NORTON SHOW ENCORE	10	66,000	47,000	17,000	2,000
30	HOT SEAT -5PM	Nine	62,000	32,000	22,000	8,000

Rank	Description	Network	Total TV 	Broadcast TV		BVOD
			Broadcast TV + BVOD National	Metro	Regional	National
1	SEVEN NEWS	Seven	966,000	593,000	344,000	29,000
2	SEVEN NEWS AT 6.30	Seven	886,000	536,000	324,000	26,000
3	NINE NEWS 6.30	Nine	706,000	470,000	200,000	36,000
4	NINE NEWS	Nine	701,000	465,000	198,000	38,000
5	A CURRENT AFFAIR	Nine	616,000	383,000	202,000	30,000
6	THE CHASE AUSTRALIA	Seven	564,000	326,000	221,000	17,000
7	ABC NEWS-EV	ABC	563,000	371,000	175,000	16,000
8	BETTER HOMES AND GARDENS	Seven	521,000	291,000	214,000	16,000
9	GARDENING AUSTRALIA-EV	ABC	482,000	316,000	152,000	15,000
10	SHERWOOD-EV	ABC	391,000	248,000	123,000	20,000
11	THE CHASE AUSTRALIA-5PM	Seven	373,000	214,000	149,000	11,000
12	HOT SEAT	Nine	358,000	221,000	119,000	18,000
13	SUNRISE	Seven	334,000	183,000	134,000	18,000
14	BEACH HOUSE HUNTERS	Nine	321,000	207,000	93,000	20,000
15	NINE'S AFTERNOON NEWS	Nine	306,000	185,000	110,000	12,000
16	BEACH HOUSE HUNTERS -TX1	Nine	278,000	184,000	77,000	16,000
17	SEVEN NEWS AT 4.30	Seven	274,000	150,000	116,000	8,000
18	TODAY	Nine	265,000	143,000	99,000	23,000
19	HOT SEAT -5PM	Nine	252,000	153,000	86,000	13,000
20	10 NEWS FIRST	10	251,000	162,000	83,000	6,000
21	SEVEN NEWS AT 4	Seven	241,000	139,000	95,000	6,000
22	THE PROJECT 7PM	10	225,000	152,000	66,000	6,000
23	NEWS BREAKFAST-AM	ABC	209,000	118,000	79,000	12,000
24	MIDSOMER MURDERS RPT	ABC	204,000	130,000	70,000	4,000
25	THE MORNING SHOW	Seven	200,000	113,000	78,000	10,000
26	SUNRISE-EARLY	Seven	194,000	101,000	82,000	11,000
27	BRIDGET JONES'S DIARY	Nine	191,000	119,000	63,000	10,000
28	TIPPING POINT -RPT	Nine	190,000	109,000	70,000	12,000
29	THE PROJECT 6.30PM	10	186,000	117,000	63,000	6,000
30	HAVE YOU BEEN PAYING ATTENTION? ENCORE	10	175,000	124,000	49,000	2,000

# Notes

**Source:**

VOZ 5.0 National Broadcast TV and BVOD (live + on demand incl co-viewing) 'What Watched' Overnight program audience for Free-to-Air (FTA) channels

Metro (Syd, Mel, Bris, Ade, Per) Regional (Qld, NNSW, SNSW, Vic, Tas, WA, Rest of Australia)

**Program results:**

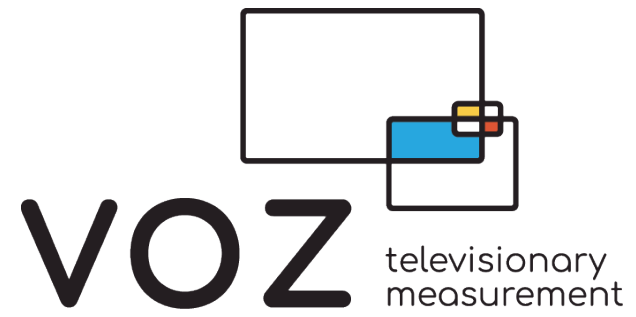
Reporting the Top 30 programs by Primary Description, ranked by Total TV Audience, for programs 10 minutes in length or longer.

---

**Data © OzTAM and Regional TAM 2023. Not to be reproduced, published or communicated (electronically or in hard copy) in whole or in part, without prior written consent of OzTAM and Regional TAM.**



For more information on this report you can read the VOZ Guidelines and Frequently Asked Questions on our website [virtualoz.com.au](https://virtualoz.com.au)



**P:** +61 2 9929 7210

**E:** [info@oztam.com.au](mailto:info@oztam.com.au)

**W:** [virtualoz.com.au](http://virtualoz.com.au)

Level 2, Suite 1,  
124 Walker Street,  
North Sydney NSW  
2060 Australia

**ABN:** 87 089 146 396