



Tuesday 24 Oct 2023

Total TV Daily Overnight Top 30 Programs


Free-to-Air Audience Reports:


Total People


People 16-39


People 25-54

Grocery Shoppers

Rank	Description	Network	Total TV 	Broadcast TV		BVOD
			Broadcast TV + BVOD National	Metro	Regional	National
1	SEVEN NEWS	Seven	1,326,000	795,000	486,000	46,000
2	SEVEN NEWS AT 6.30	Seven	1,316,000	788,000	483,000	45,000
3	THE BLOCK -TUE	Nine	1,098,000	620,000	325,000	153,000
4	NINE NEWS 6:30	Nine	1,042,000	672,000	313,000	57,000
5	NINE NEWS	Nine	1,038,000	685,000	297,000	56,000
6	A CURRENT AFFAIR	Nine	965,000	612,000	294,000	59,000
7	ABC NEWS-EV	ABC	831,000	549,000	253,000	28,000
8	HOME AND AWAY	Seven	795,000	394,000	317,000	85,000
9	THE CHASE AUSTRALIA	Seven	788,000	476,000	287,000	25,000
10	7.30-EV	ABC	761,000	493,000	237,000	30,000
11	SAS AUSTRALIA - TUE	Seven	704,000	420,000	242,000	43,000
12	THE MASKED SINGER AUSTRALIA TUES - REVEAL	10	625,000	397,000	214,000	14,000
13	THE CHEAP SEATS	10	537,000	369,000	156,000	13,000
14	TAKE 5 WITH ZAN ROWE-EV	ABC	532,000	357,000	151,000	24,000
15	THE MASKED SINGER AUSTRALIA TUES	10	510,000	327,000	160,000	22,000
16	HOT SEAT	Nine	494,000	325,000	144,000	25,000
17	OLD PEOPLE'S HOME FOR TEENAGERS-EV	ABC	481,000	323,000	142,000	16,000
18	THE CHASE AUSTRALIA-5PM	Seven	466,000	283,000	168,000	16,000
19	THE PROJECT 7PM	10	414,000	277,000	125,000	12,000
20	TIPPING POINT	Nine	402,000	249,000	140,000	13,000
21	SUNRISE	Seven	399,000	221,000	157,000	21,000
22	PARAMEDICS -RPT	Nine	392,000	207,000	150,000	34,000
23	NINE'S AFTERNOON NEWS	Nine	372,000	237,000	120,000	15,000
24	HOT SEAT -5PM	Nine	356,000	231,000	108,000	17,000
25	SEVEN NEWS AT 4.30	Seven	336,000	198,000	128,000	10,000
26	TODAY	Nine	314,000	178,000	109,000	27,000
27	SEVEN NEWS AT 4	Seven	291,000	166,000	116,000	8,000
28	10 NEWS FIRST	10	288,000	185,000	94,000	9,000
29	THE PROJECT 6.30PM	10	246,000	171,000	65,000	10,000
30	SUNRISE-EARLY	Seven	246,000	111,000	121,000	15,000

Rank	Description	Network	Total TV 	Broadcast TV		BVOD
			Broadcast TV + BVOD National	Metro	Regional	National
1	THE BLOCK -TUE	Nine	217,000	104,000	55,000	58,000
2	NINE NEWS 6:30	Nine	132,000	72,000	44,000	17,000
3	SEVEN NEWS AT 6.30	Seven	126,000	73,000	39,000	14,000
4	NINE NEWS	Nine	120,000	71,000	34,000	15,000
5	HOME AND AWAY	Seven	118,000	48,000	38,000	32,000
6	THE MASKED SINGER AUSTRALIA TUES - REVEAL	10	116,000	70,000	41,000	5,000
7	SAS AUSTRALIA - TUE	Seven	113,000	65,000	35,000	14,000
8	THE CHEAP SEATS	10	111,000	74,000	32,000	4,000
9	SEVEN NEWS	Seven	107,000	63,000	31,000	13,000
10	A CURRENT AFFAIR	Nine	105,000	54,000	33,000	19,000
11	THE MASKED SINGER AUSTRALIA TUES	10	98,000	61,000	30,000	7,000
12	THE PROJECT 7PM	10	79,000	50,000	25,000	4,000
13	THE CHASE AUSTRALIA	Seven	64,000	33,000	24,000	7,000
14	7.30-EV	ABC	61,000	40,000	13,000	8,000
15	PARAMEDICS -RPT	Nine	59,000	24,000	22,000	13,000
16	ABC NEWS-EV	ABC	52,000	34,000	10,000	7,000
17	HOT SEAT	Nine	44,000	26,000	11,000	7,000
18	THE CHASE AUSTRALIA-5PM	Seven	40,000	17,000	18,000	4,000
19	TAKE 5 WITH ZAN ROWE-EV	ABC	39,000	24,000	9,000	6,000
20	TODAY	Nine	36,000	20,000	8,000	8,000
21	HOT SEAT -5PM	Nine	34,000	23,000	7,000	5,000
22	OLD PEOPLE'S HOME FOR TEENAGERS-EV	ABC	34,000	18,000	12,000	4,000
23	NCIS RPT	10	34,000	24,000	8,000	1,000
24	SUNRISE	Seven	34,000	16,000	11,000	7,000
25	TODAY -EARLY	Nine	33,000	21,000	7,000	5,000
26	THE BLOCK -MON -ENCORE	Nine	31,000	24,000	5,000	2,000
27	NINE'S AFTERNOON NEWS	Nine	29,000	20,000	4,000	4,000
28	THE PROJECT 6.30PM	10	29,000	18,000	7,000	3,000
29	HMP: BEHIND BARS	Seven	27,000	14,000	10,000	3,000
30	SUNRISE-EARLY	Seven	27,000	8,000	15,000	4,000

Rank	Description	Network	Total TV 	Broadcast TV		BVOD
			Broadcast TV + BVOD National	Metro	Regional	National
1	THE BLOCK -TUE	Nine	458,000	244,000	117,000	97,000
2	SEVEN NEWS AT 6.30	Seven	342,000	204,000	112,000	25,000
3	SEVEN NEWS	Seven	315,000	191,000	98,000	25,000
4	NINE NEWS 6:30	Nine	271,000	164,000	75,000	32,000
5	HOME AND AWAY	Seven	271,000	125,000	97,000	49,000
6	SAS AUSTRALIA - TUE	Seven	266,000	152,000	88,000	26,000
7	NINE NEWS	Nine	263,000	165,000	67,000	31,000
8	A CURRENT AFFAIR	Nine	257,000	147,000	76,000	34,000
9	THE CHEAP SEATS	10	255,000	185,000	62,000	8,000
10	THE MASKED SINGER AUSTRALIA TUES - REVEAL	10	250,000	161,000	80,000	9,000
11	THE MASKED SINGER AUSTRALIA TUES	10	204,000	129,000	62,000	13,000
12	THE CHASE AUSTRALIA	Seven	179,000	110,000	56,000	13,000
13	THE PROJECT 7PM	10	173,000	110,000	55,000	8,000
14	7.30-EV	ABC	165,000	108,000	42,000	15,000
15	ABC NEWS-EV	ABC	148,000	100,000	35,000	13,000
16	PARAMEDICS -RPT	Nine	135,000	67,000	46,000	22,000
17	SUNRISE	Seven	118,000	64,000	40,000	13,000
18	OLD PEOPLE'S HOME FOR TEENAGERS-EV	ABC	110,000	68,000	34,000	8,000
19	THE CHASE AUSTRALIA-5PM	Seven	108,000	63,000	37,000	8,000
20	TODAY	Nine	106,000	56,000	33,000	17,000
21	TAKE 5 WITH ZAN ROWE-EV	ABC	105,000	72,000	21,000	12,000
22	NCIS RPT	10	99,000	78,000	19,000	3,000
23	THE PROJECT 6.30PM	10	96,000	68,000	22,000	6,000
24	HOT SEAT	Nine	93,000	58,000	22,000	13,000
25	SUNRISE-EARLY	Seven	92,000	41,000	41,000	9,000
26	SEVEN NEWS AT 4.30	Seven	88,000	50,000	33,000	5,000
27	TODAY -EARLY	Nine	88,000	53,000	24,000	11,000
28	HMP: BEHIND BARS	Seven	84,000	53,000	25,000	6,000
29	10 NEWS FIRST	10	81,000	58,000	18,000	5,000
30	SEVEN NEWS AT 4	Seven	76,000	43,000	29,000	4,000

Rank	Description	Network	Total TV 	Broadcast TV		BVOD
			Broadcast TV + BVOD National	Metro	Regional	National
1	SEVEN NEWS	Seven	1,092,000	658,000	398,000	36,000
2	SEVEN NEWS AT 6.30	Seven	1,072,000	645,000	392,000	36,000
3	THE BLOCK -TUE	Nine	852,000	490,000	239,000	123,000
4	NINE NEWS 6:30	Nine	834,000	541,000	247,000	46,000
5	NINE NEWS	Nine	829,000	551,000	233,000	45,000
6	A CURRENT AFFAIR	Nine	778,000	500,000	231,000	47,000
7	ABC NEWS-EV	ABC	703,000	470,000	210,000	23,000
8	THE CHASE AUSTRALIA	Seven	654,000	398,000	236,000	20,000
9	HOME AND AWAY	Seven	648,000	330,000	251,000	67,000
10	7.30-EV	ABC	638,000	427,000	187,000	24,000
11	SAS AUSTRALIA - TUE	Seven	560,000	341,000	185,000	34,000
12	THE MASKED SINGER AUSTRALIA TUES - REVEAL	10	495,000	315,000	169,000	11,000
13	TAKE 5 WITH ZAN ROWE-EV	ABC	455,000	312,000	123,000	19,000
14	THE CHEAP SEATS	10	422,000	295,000	117,000	10,000
15	OLD PEOPLE'S HOME FOR TEENAGERS-EV	ABC	412,000	279,000	120,000	13,000
16	HOT SEAT	Nine	403,000	264,000	119,000	20,000
17	THE MASKED SINGER AUSTRALIA TUES	10	400,000	257,000	125,000	18,000
18	THE CHASE AUSTRALIA-5PM	Seven	389,000	239,000	138,000	12,000
19	TIPPING POINT	Nine	338,000	209,000	118,000	11,000
20	THE PROJECT 7PM	10	332,000	226,000	95,000	10,000
21	SUNRISE	Seven	331,000	188,000	126,000	18,000
22	PARAMEDICS -RPT	Nine	311,000	167,000	116,000	28,000
23	NINE'S AFTERNOON NEWS	Nine	308,000	196,000	100,000	13,000
24	HOT SEAT -5PM	Nine	289,000	187,000	88,000	14,000
25	SEVEN NEWS AT 4.30	Seven	279,000	164,000	107,000	8,000
26	TODAY	Nine	258,000	148,000	88,000	22,000
27	10 NEWS FIRST	10	242,000	157,000	77,000	7,000
28	SEVEN NEWS AT 4	Seven	240,000	139,000	95,000	7,000
29	NEWS BREAKFAST-AM	ABC	209,000	114,000	83,000	11,000
30	THE PROJECT 6.30PM	10	201,000	141,000	52,000	8,000

Notes

Source:

VOZ 5.0 National Broadcast TV and BVOD (live + on demand incl co-viewing) 'What Watched' Overnight program audience for Free-to-Air (FTA) channels

Metro (Syd, Mel, Bris, Ade, Per) Regional (Qld, NNSW, SNSW, Vic, Tas, WA, Rest of Australia)

Program results:

Reporting the Top 30 programs by Primary Description, ranked by Total TV Audience, for programs 10 minutes in length or longer.

Data © OzTAM and Regional TAM 2023. Not to be reproduced, published or communicated (electronically or in hard copy) in whole or in part, without prior written consent of OzTAM and Regional TAM.



For more information on this report you can read the VOZ Guidelines and Frequently Asked Questions on our website virtualoz.com.au



P: +61 2 9929 7210

E: info@oztam.com.au

W: virtualoz.com.au

Level 2, Suite 1,
124 Walker Street,
North Sydney NSW
2060 Australia

ABN: 87 089 146 396