



**Tuesday 17 Oct 2023**

# **Total TV Daily Overnight Top 30 Programs**


## **Free-to-Air Audience Reports:**


Total People


People 16-39


People 25-54

Grocery Shoppers

Rank	Description	Network	Total TV 	Broadcast TV		BVOD
			Broadcast TV + BVOD National	Metro	Regional	National
1	SEVEN NEWS	Seven	1,361,000	804,000	510,000	47,000
2	SEVEN NEWS AT 6.30	Seven	1,341,000	783,000	512,000	46,000
3	THE BLOCK -TUE	Nine	1,129,000	642,000	338,000	150,000
4	NINE NEWS	Nine	1,034,000	669,000	305,000	61,000
5	NINE NEWS 6:30	Nine	1,024,000	670,000	293,000	61,000
6	A CURRENT AFFAIR	Nine	980,000	616,000	303,000	61,000
7	HOME AND AWAY	Seven	846,000	437,000	323,000	85,000
8	ABC NEWS-EV	ABC	832,000	511,000	291,000	30,000
9	THE CHASE AUSTRALIA	Seven	821,000	479,000	317,000	25,000
10	7.30-EV	ABC	733,000	452,000	246,000	35,000
11	SAS AUSTRALIA - TUE	Seven	633,000	394,000	199,000	40,000
12	THE CHASE AUSTRALIA-5PM	Seven	494,000	294,000	184,000	16,000
13	HOT SEAT	Nine	487,000	298,000	162,000	26,000
14	OLD PEOPLE'S HOME FOR TEENAGERS-EV	ABC	455,000	300,000	138,000	17,000
15	THE CHEAP SEATS	10	451,000	333,000	106,000	11,000
16	TAKE 5 WITH ZAN ROWE-EV	ABC	448,000	285,000	141,000	22,000
17	UNDER INVESTIGATION	Nine	420,000	255,000	130,000	35,000
18	TIPPING POINT	Nine	406,000	245,000	146,000	15,000
19	SUNRISE	Seven	393,000	207,000	164,000	21,000
20	NINE'S AFTERNOON NEWS	Nine	366,000	219,000	131,000	16,000
21	THE PROJECT 7PM	10	350,000	246,000	92,000	12,000
22	TODAY	Nine	339,000	190,000	120,000	29,000
23	SHARK TANK	10	335,000	238,000	83,000	14,000
24	HOT SEAT -5PM	Nine	333,000	192,000	123,000	18,000
25	SEVEN NEWS AT 4.30	Seven	325,000	196,000	119,000	10,000
26	10 NEWS FIRST	10	303,000	188,000	106,000	9,000
27	SEVEN NEWS AT 4	Seven	295,000	175,000	112,000	8,000
28	NEWS BREAKFAST-AM	ABC	256,000	138,000	103,000	15,000
29	THE PROJECT 6.30PM	10	235,000	157,000	68,000	11,000
30	OUTBACK TRUCKERS-PM	Seven	231,000	102,000	124,000	5,000

Rank	Description	Network	Total TV 	Broadcast TV		BVOD
			Broadcast TV + BVOD National	Metro	Regional	National
1	THE BLOCK -TUE	Nine	225,000	109,000	59,000	57,000
2	HOME AND AWAY	Seven	136,000	67,000	38,000	31,000
3	SEVEN NEWS AT 6.30	Seven	130,000	82,000	34,000	14,000
4	NINE NEWS 6:30	Nine	125,000	73,000	34,000	18,000
5	SEVEN NEWS	Seven	123,000	82,000	28,000	13,000
6	A CURRENT AFFAIR	Nine	119,000	66,000	35,000	19,000
7	NINE NEWS	Nine	115,000	67,000	31,000	17,000
8	SAS AUSTRALIA - TUE	Seven	107,000	73,000	21,000	13,000
9	THE CHEAP SEATS	10	96,000	77,000	15,000	4,000
10	THE CHASE AUSTRALIA	Seven	69,000	46,000	16,000	7,000
11	SHARK TANK	10	66,000	45,000	16,000	5,000
12	UNDER INVESTIGATION	Nine	59,000	28,000	20,000	12,000
13	THE PROJECT 7PM	10	55,000	39,000	13,000	4,000
14	7.30-EV	ABC	51,000	32,000	10,000	9,000
15	ABC NEWS-EV	ABC	48,000	30,000	11,000	7,000
16	HOT SEAT	Nine	44,000	30,000	7,000	7,000
17	TODAY	Nine	42,000	24,000	10,000	8,000
18	THE CHASE AUSTRALIA-5PM	Seven	41,000	25,000	11,000	5,000
19	HOT SEAT -5PM	Nine	36,000	27,000	4,000	5,000
20	THE PROJECT 6.30PM	10	35,000	24,000	8,000	3,000
21	NINE'S AFTERNOON NEWS	Nine	35,000	24,000	7,000	4,000
22	OLD PEOPLE'S HOME FOR TEENAGERS-EV	ABC	34,000	25,000	6,000	4,000
23	10 NEWS FIRST 6PM	10	33,000	17,000	14,000	2,000
24	HMP: BEHIND BARS	Seven	33,000	22,000	7,000	4,000
25	TODAY -EARLY	Nine	29,000	20,000	4,000	5,000
26	NCIS RPT	10	28,000	22,000	5,000	1,000
27	TAKE 5 WITH ZAN ROWE-EV	ABC	28,000	18,000	5,000	6,000
28	SUNRISE	Seven	27,000	14,000	6,000	7,000
29	SEVEN NEWS AT 4.30	Seven	26,000	15,000	8,000	3,000
30	TIPPING POINT	Nine	24,000	18,000	3,000	4,000

Rank	Description	Network	Total TV 	Broadcast TV		BVOD
			Broadcast TV + BVOD National	Metro	Regional	National
1	THE BLOCK -TUE	Nine	466,000	240,000	131,000	95,000
2	SEVEN NEWS AT 6.30	Seven	343,000	195,000	122,000	26,000
3	SEVEN NEWS	Seven	326,000	189,000	111,000	26,000
4	HOME AND AWAY	Seven	275,000	129,000	96,000	50,000
5	NINE NEWS 6:30	Nine	270,000	168,000	68,000	34,000
6	A CURRENT AFFAIR	Nine	269,000	160,000	74,000	35,000
7	NINE NEWS	Nine	268,000	161,000	74,000	33,000
8	SAS AUSTRALIA - TUE	Seven	251,000	156,000	71,000	24,000
9	THE CHEAP SEATS	10	229,000	175,000	47,000	7,000
10	THE CHASE AUSTRALIA	Seven	179,000	104,000	62,000	13,000
11	ABC NEWS-EV	ABC	165,000	108,000	43,000	14,000
12	7.30-EV	ABC	149,000	92,000	40,000	17,000
13	SHARK TANK	10	137,000	96,000	33,000	9,000
14	UNDER INVESTIGATION	Nine	137,000	72,000	44,000	21,000
15	THE PROJECT 7PM	10	133,000	90,000	36,000	8,000
16	SUNRISE	Seven	118,000	64,000	41,000	13,000
17	TODAY	Nine	118,000	67,000	33,000	18,000
18	THE CHASE AUSTRALIA-5PM	Seven	115,000	67,000	39,000	8,000
19	HOT SEAT	Nine	104,000	65,000	25,000	14,000
20	OLD PEOPLE'S HOME FOR TEENAGERS-EV	ABC	103,000	74,000	22,000	8,000
21	THE PROJECT 6.30PM	10	97,000	66,000	25,000	7,000
22	TAKE 5 WITH ZAN ROWE-EV	ABC	97,000	66,000	20,000	11,000
23	10 NEWS FIRST 6PM	10	91,000	58,000	28,000	5,000
24	HMP: BEHIND BARS	Seven	88,000	52,000	30,000	7,000
25	SEVEN NEWS AT 4.30	Seven	87,000	53,000	28,000	6,000
26	TODAY -EARLY	Nine	86,000	57,000	18,000	12,000
27	SUNRISE-EARLY	Seven	85,000	43,000	33,000	9,000
28	10 NEWS FIRST	10	79,000	50,000	25,000	5,000
29	HOT SEAT -5PM	Nine	77,000	51,000	17,000	9,000
30	NINE'S AFTERNOON NEWS	Nine	72,000	47,000	16,000	9,000

Rank	Description	Network	Total TV 	Broadcast TV		BVOD
			Broadcast TV + BVOD National	Metro	Regional	National
1	SEVEN NEWS	Seven	1,109,000	653,000	419,000	37,000
2	SEVEN NEWS AT 6.30	Seven	1,088,000	637,000	414,000	37,000
3	THE BLOCK -TUE	Nine	883,000	507,000	257,000	120,000
4	NINE NEWS	Nine	836,000	544,000	243,000	49,000
5	NINE NEWS 6:30	Nine	815,000	539,000	227,000	49,000
6	A CURRENT AFFAIR	Nine	770,000	484,000	238,000	49,000
7	ABC NEWS-EV	ABC	695,000	429,000	242,000	24,000
8	THE CHASE AUSTRALIA	Seven	679,000	396,000	263,000	20,000
9	HOME AND AWAY	Seven	662,000	347,000	247,000	68,000
10	7.30-EV	ABC	616,000	384,000	204,000	28,000
11	SAS AUSTRALIA - TUE	Seven	489,000	307,000	151,000	31,000
12	THE CHASE AUSTRALIA-5PM	Seven	416,000	249,000	154,000	13,000
13	OLD PEOPLE'S HOME FOR TEENAGERS-EV	ABC	396,000	264,000	119,000	13,000
14	HOT SEAT	Nine	393,000	242,000	130,000	21,000
15	TAKE 5 WITH ZAN ROWE-EV	ABC	387,000	249,000	120,000	18,000
16	THE CHEAP SEATS	10	368,000	275,000	84,000	9,000
17	TIPPING POINT	Nine	339,000	205,000	123,000	12,000
18	UNDER INVESTIGATION	Nine	337,000	206,000	103,000	28,000
19	SUNRISE	Seven	326,000	174,000	135,000	18,000
20	NINE'S AFTERNOON NEWS	Nine	300,000	178,000	108,000	13,000
21	TODAY	Nine	281,000	156,000	102,000	24,000
22	THE PROJECT 7PM	10	281,000	203,000	68,000	10,000
23	SEVEN NEWS AT 4.30	Seven	271,000	164,000	99,000	8,000
24	HOT SEAT -5PM	Nine	264,000	153,000	97,000	14,000
25	SHARK TANK	10	258,000	185,000	61,000	11,000
26	SEVEN NEWS AT 4	Seven	250,000	149,000	94,000	7,000
27	10 NEWS FIRST	10	246,000	157,000	82,000	7,000
28	NEWS BREAKFAST-AM	ABC	218,000	121,000	85,000	12,000
29	SUNRISE-EARLY	Seven	193,000	97,000	84,000	12,000
30	POINTLESS	Nine	191,000	112,000	73,000	6,000

# Notes

**Source:**

VOZ 5.0 National Broadcast TV and BVOD (live + on demand incl co-viewing) 'What Watched' Overnight program audience for Free-to-Air (FTA) channels

Metro (Syd, Mel, Bris, Ade, Per) Regional (Qld, NNSW, SNSW, Vic, Tas, WA, Rest of Australia)

**Program results:**

Reporting the Top 30 programs by Primary Description, ranked by Total TV Audience, for programs 10 minutes in length or longer.

---

**Data © OzTAM and Regional TAM 2023. Not to be reproduced, published or communicated (electronically or in hard copy) in whole or in part, without prior written consent of OzTAM and Regional TAM.**



For more information on this report you can read the VOZ Guidelines and Frequently Asked Questions on our website [virtualoz.com.au](https://virtualoz.com.au)



**P:** +61 2 9929 7210

**E:** [info@oztam.com.au](mailto:info@oztam.com.au)

**W:** [virtualoz.com.au](http://virtualoz.com.au)

Level 2, Suite 1,  
124 Walker Street,  
North Sydney NSW  
2060 Australia

**ABN:** 87 089 146 396