



Monday 09 Oct 2023

Total TV Daily Overnight Top 30 Programs


Free-to-Air Audience Reports:


Total People


People 16-39

People 25-54


Grocery Shoppers

Rank	Description	Network	Total TV 	Broadcast TV		BVOD
			Broadcast TV + BVOD National	Metro	Regional	National
1	SEVEN NEWS	Seven	1,468,000	898,000	521,000	49,000
2	SEVEN NEWS AT 6.30	Seven	1,409,000	864,000	496,000	49,000
3	THE BLOCK -MON	Nine	1,253,000	724,000	362,000	167,000
4	NINE NEWS 6:30	Nine	1,088,000	722,000	303,000	63,000
5	NINE NEWS	Nine	1,084,000	722,000	301,000	61,000
6	A CURRENT AFFAIR	Nine	1,012,000	619,000	326,000	67,000
7	ABC NEWS-EV	ABC	890,000	569,000	290,000	31,000
8	7.30-EV	ABC	885,000	585,000	260,000	39,000
9	HOME AND AWAY	Seven	875,000	492,000	302,000	80,000
10	THE CHASE AUSTRALIA	Seven	807,000	491,000	291,000	25,000
11	AUSTRALIAN STORY-EV	ABC	790,000	510,000	248,000	32,000
12	HAVE YOU BEEN PAYING ATTENTION?	10	784,000	543,000	217,000	24,000
13	SAS AUSTRALIA - LAUNCH	Seven	712,000	454,000	208,000	50,000
14	THE MASKED SINGER AUSTRALIA - REVEAL	10	671,000	454,000	199,000	17,000
15	MEDIA WATCH-EV	ABC	623,000	409,000	193,000	21,000
16	FOUR CORNERS-EV	ABC	576,000	366,000	189,000	21,000
17	THE MASKED SINGER AUSTRALIA	10	524,000	340,000	159,000	25,000
18	THE CHASE AUSTRALIA-5PM	Seven	500,000	302,000	181,000	16,000
19	HOT SEAT	Nine	492,000	327,000	139,000	26,000
20	MISSING PERSONS INVESTIGATION	Nine	458,000	268,000	150,000	40,000
21	THE PROJECT 7PM	10	413,000	280,000	119,000	14,000
22	SUNRISE	Seven	376,000	207,000	148,000	21,000
23	TIPPING POINT	Nine	374,000	216,000	145,000	13,000
24	NINE'S AFTERNOON NEWS	Nine	367,000	227,000	126,000	15,000
25	Q+A-LE	ABC	358,000	243,000	104,000	11,000
26	THE ROOKIE	Seven	330,000	186,000	127,000	16,000
27	10 NEWS FIRST	10	326,000	207,000	109,000	9,000
28	SEVEN NEWS AT 4.30	Seven	320,000	195,000	115,000	10,000
29	HOT SEAT -5PM	Nine	319,000	201,000	101,000	17,000
30	TODAY	Nine	303,000	170,000	106,000	27,000

Rank	Description	Network	Total TV 	Broadcast TV		BVOD
			Broadcast TV + BVOD National	Metro	Regional	National
1	THE BLOCK -MON	Nine	266,000	142,000	57,000	66,000
2	HAVE YOU BEEN PAYING ATTENTION?	10	172,000	133,000	31,000	9,000
3	HOME AND AWAY	Seven	149,000	82,000	37,000	30,000
4	SEVEN NEWS AT 6.30	Seven	140,000	88,000	36,000	15,000
5	SEVEN NEWS	Seven	135,000	88,000	32,000	14,000
6	THE MASKED SINGER AUSTRALIA - REVEAL	10	133,000	92,000	35,000	6,000
7	SAS AUSTRALIA - LAUNCH	Seven	133,000	86,000	30,000	18,000
8	NINE NEWS 6:30	Nine	129,000	90,000	20,000	19,000
9	NINE NEWS	Nine	122,000	85,000	20,000	17,000
10	A CURRENT AFFAIR	Nine	119,000	70,000	27,000	22,000
11	THE MASKED SINGER AUSTRALIA	10	102,000	62,000	31,000	9,000
12	THE PROJECT 7PM	10	77,000	51,000	22,000	5,000
13	7.30-EV	ABC	76,000	49,000	17,000	10,000
14	THE CHASE AUSTRALIA	Seven	67,000	43,000	17,000	7,000
15	ABC NEWS-EV	ABC	66,000	46,000	12,000	8,000
16	MISSING PERSONS INVESTIGATION	Nine	60,000	35,000	11,000	14,000
17	THE ROOKIE	Seven	59,000	34,000	20,000	6,000
18	AUSTRALIAN STORY-EV	ABC	51,000	31,000	11,000	8,000
19	THE BETOOTA ADVOCATE PRESENTS	10	51,000	36,000	13,000	2,000
20	THE PROJECT 6.30PM	10	47,000	30,000	14,000	4,000
21	HOT SEAT	Nine	46,000	34,000	4,000	7,000
22	MEDIA WATCH-EV	ABC	44,000	33,000	6,000	5,000
23	THE CHASE AUSTRALIA-5PM	Seven	41,000	22,000	15,000	5,000
24	FOUR CORNERS-EV	ABC	41,000	31,000	4,000	5,000
25	NEIGHBOURS ENCORE	10	34,000	15,000	18,000	1,000
26	SUNRISE	Seven	34,000	16,000	11,000	6,000
27	SEVEN NEWS AT 4.30	Seven	33,000	19,000	11,000	3,000
28	HOT SEAT -5PM	Nine	32,000	25,000	3,000	5,000
29	TODAY	Nine	32,000	17,000	7,000	8,000
30	Q+A-LE	ABC	30,000	24,000	3,000	3,000

Rank	Description	Network	Total TV 	Broadcast TV		BVOD
			Broadcast TV + BVOD National	Metro	Regional	National
1	THE BLOCK -MON	Nine	550,000	306,000	137,000	107,000
2	SEVEN NEWS AT 6.30	Seven	379,000	221,000	130,000	28,000
3	SEVEN NEWS	Seven	370,000	218,000	125,000	27,000
4	HAVE YOU BEEN PAYING ATTENTION?	10	354,000	249,000	90,000	15,000
5	SAS AUSTRALIA - LAUNCH	Seven	319,000	201,000	87,000	31,000
6	NINE NEWS 6:30	Nine	317,000	211,000	70,000	36,000
7	HOME AND AWAY	Seven	302,000	152,000	102,000	47,000
8	A CURRENT AFFAIR	Nine	298,000	170,000	89,000	39,000
9	NINE NEWS	Nine	289,000	187,000	68,000	34,000
10	THE MASKED SINGER AUSTRALIA - REVEAL	10	282,000	184,000	87,000	11,000
11	THE MASKED SINGER AUSTRALIA	10	229,000	140,000	73,000	16,000
12	7.30-EV	ABC	204,000	130,000	55,000	19,000
13	THE PROJECT 7PM	10	186,000	126,000	52,000	9,000
14	THE CHASE AUSTRALIA	Seven	186,000	106,000	66,000	13,000
15	ABC NEWS-EV	ABC	185,000	122,000	47,000	15,000
16	MISSING PERSONS INVESTIGATION	Nine	165,000	95,000	45,000	25,000
17	AUSTRALIAN STORY-EV	ABC	159,000	94,000	49,000	15,000
18	MEDIA WATCH-EV	ABC	153,000	103,000	40,000	10,000
19	THE ROOKIE	Seven	131,000	72,000	48,000	10,000
20	FOUR CORNERS-EV	ABC	126,000	84,000	31,000	10,000
21	THE BETOOTA ADVOCATE PRESENTS	10	124,000	87,000	33,000	4,000
22	THE PROJECT 6.30PM	10	123,000	84,000	32,000	7,000
23	SUNRISE	Seven	119,000	61,000	44,000	13,000
24	THE CHASE AUSTRALIA-5PM	Seven	118,000	63,000	47,000	8,000
25	HOT SEAT	Nine	111,000	72,000	25,000	14,000
26	TODAY	Nine	101,000	53,000	31,000	17,000
27	SUNRISE-EARLY	Seven	96,000	48,000	39,000	8,000
28	10 NEWS FIRST	10	89,000	61,000	24,000	5,000
29	SEVEN NEWS AT 4.30	Seven	89,000	51,000	32,000	6,000
30	Q+A-LE	ABC	88,000	62,000	21,000	6,000



Rank	Description	Network	Total TV 	Broadcast TV		BVOD
			Broadcast TV + BVOD National	Metro	Regional	National
1	SEVEN NEWS	Seven	1,185,000	715,000	431,000	39,000
2	SEVEN NEWS AT 6.30	Seven	1,135,000	687,000	409,000	39,000
3	THE BLOCK -MON	Nine	990,000	573,000	284,000	133,000
4	NINE NEWS	Nine	874,000	584,000	241,000	49,000
5	NINE NEWS 6:30	Nine	870,000	579,000	240,000	51,000
6	A CURRENT AFFAIR	Nine	817,000	501,000	262,000	53,000
7	ABC NEWS-EV	ABC	747,000	480,000	243,000	25,000
8	7.30-EV	ABC	739,000	491,000	217,000	31,000
9	HOME AND AWAY	Seven	684,000	381,000	240,000	63,000
10	AUSTRALIAN STORY-EV	ABC	665,000	432,000	208,000	26,000
11	THE CHASE AUSTRALIA	Seven	659,000	399,000	240,000	20,000
12	HAVE YOU BEEN PAYING ATTENTION?	10	634,000	444,000	171,000	19,000
13	SAS AUSTRALIA - LAUNCH	Seven	554,000	354,000	161,000	39,000
14	MEDIA WATCH-EV	ABC	521,000	346,000	158,000	17,000
15	THE MASKED SINGER AUSTRALIA - REVEAL	10	514,000	348,000	153,000	14,000
16	FOUR CORNERS-EV	ABC	486,000	310,000	159,000	17,000
17	THE CHASE AUSTRALIA-5PM	Seven	416,000	252,000	151,000	13,000
18	HOT SEAT	Nine	397,000	264,000	113,000	21,000
19	THE MASKED SINGER AUSTRALIA	10	396,000	258,000	118,000	21,000
20	MISSING PERSONS INVESTIGATION	Nine	371,000	219,000	120,000	32,000
21	TIPPING POINT	Nine	316,000	182,000	124,000	10,000
22	SUNRISE	Seven	314,000	174,000	123,000	17,000
23	THE PROJECT 7PM	10	314,000	215,000	87,000	11,000
24	NINE'S AFTERNOON NEWS	Nine	310,000	193,000	105,000	12,000
25	Q+A-LE	ABC	300,000	207,000	84,000	9,000
26	SEVEN NEWS AT 4.30	Seven	268,000	163,000	97,000	8,000
27	HOT SEAT -5PM	Nine	264,000	165,000	85,000	14,000
28	10 NEWS FIRST	10	262,000	169,000	85,000	8,000
29	THE ROOKIE	Seven	260,000	148,000	99,000	13,000
30	TODAY	Nine	251,000	140,000	88,000	22,000

Notes

Source:

VOZ 5.0 National Broadcast TV and BVOD (live + on demand incl co-viewing) 'What Watched' Overnight program audience for Free-to-Air (FTA) channels

Metro (Syd, Mel, Bris, Ade, Per) Regional (Qld, NNSW, SNSW, Vic, Tas, WA, Rest of Australia)

Program results:

Reporting the Top 30 programs by Primary Description, ranked by Total TV Audience, for programs 10 minutes in length or longer.

Data © OzTAM and Regional TAM 2023. Not to be reproduced, published or communicated (electronically or in hard copy) in whole or in part, without prior written consent of OzTAM and Regional TAM.



For more information on this report you can read the VOZ Guidelines and Frequently Asked Questions on our website virtualoz.com.au



P: +61 2 9929 7210

E: info@oztam.com.au

W: virtualoz.com.au

Level 2, Suite 1,
124 Walker Street,
North Sydney NSW
2060 Australia

ABN: 87 089 146 396