



Thursday 28 Sep 2023

Total TV Daily Overnight Top 30 Programs


Free-to-Air Audience Reports:

Total People

People 16-39


People 25-54


Grocery Shoppers

Rank	Description	Network	Total TV 	Broadcast TV		BVOD
			Broadcast TV + BVOD National	Metro	Regional	National
1	SEVEN NEWS	Seven	1,310,000	776,000	494,000	40,000
2	SEVEN NEWS AT 6.30	Seven	1,307,000	779,000	488,000	41,000
3	NINE NEWS 6:30	Nine	1,012,000	679,000	280,000	52,000
4	NINE NEWS	Nine	990,000	671,000	268,000	51,000
5	A CURRENT AFFAIR	Nine	879,000	550,000	281,000	47,000
6	THE CHASE AUSTRALIA	Seven	764,000	452,000	289,000	22,000
7	HOME AND AWAY	Seven	742,000	380,000	295,000	68,000
8	ABC NEWS-EV	ABC	729,000	458,000	247,000	25,000
9	HOME AND AWAY-LATE	Seven	714,000	323,000	274,000	117,000
10	THE FRONT BAR	Seven	649,000	440,000	185,000	25,000
11	7.30-EV	ABC	637,000	407,000	205,000	25,000
12	GOGGLEBOX	10	599,000	433,000	147,000	18,000
13	HOT SEAT	Nine	533,000	342,000	167,000	24,000
14	THE CHASE AUSTRALIA-5PM	Seven	498,000	306,000	178,000	14,000
15	TIPPING POINT	Nine	414,000	247,000	154,000	12,000
16	FOREIGN CORRESPONDENT-EV	ABC	400,000	271,000	115,000	14,000
17	NINE'S AFTERNOON NEWS	Nine	398,000	250,000	134,000	14,000
18	GRAND DESIGNS: HOUSE OF THE YEAR-EV	ABC	393,000	257,000	124,000	11,000
19	SUNRISE	Seven	385,000	203,000	163,000	19,000
20	HOT SEAT -5PM	Nine	382,000	233,000	133,000	16,000
21	THE PROJECT 7PM	10	376,000	259,000	109,000	8,000
22	RBT	Nine	350,000	185,000	146,000	20,000
23	THE 1% CLUB (R)	Seven	341,000	227,000	102,000	11,000
24	SEVEN NEWS AT 4.30	Seven	338,000	213,000	116,000	9,000
25	TODAY	Nine	324,000	185,000	113,000	26,000
26	30 YEARS OF THE GRAND FINAL FOOTY SHOW	Nine	305,000	217,000	77,000	11,000
27	10 NEWS FIRST	10	299,000	201,000	91,000	7,000
28	GRIFF'S GREAT AUSTRALIAN RAIL TRIP RPT	ABC	286,000	192,000	89,000	5,000
29	SEVEN NEWS AT 4	Seven	278,000	171,000	100,000	7,000
30	EMERGENCY -RPT	Nine	259,000	147,000	98,000	14,000



Rank	Description	Network	Total TV	Broadcast TV		BVOD
			Broadcast TV + BVOD National	Metro	Regional	National
1	SEVEN NEWS AT 6.30	Seven	113,000	65,000	35,000	12,000
2	SEVEN NEWS	Seven	109,000	61,000	36,000	11,000
3	GOGGLEBOX	10	108,000	71,000	32,000	5,000
4	NINE NEWS 6:30	Nine	104,000	60,000	29,000	15,000
5	HOME AND AWAY-LATE	Seven	98,000	28,000	28,000	42,000
6	NINE NEWS	Nine	89,000	53,000	22,000	14,000
7	HOME AND AWAY	Seven	87,000	34,000	29,000	25,000
8	A CURRENT AFFAIR	Nine	81,000	42,000	25,000	14,000
9	THE FRONT BAR	Seven	78,000	53,000	16,000	8,000
10	THE PROJECT 7PM	10	77,000	46,000	29,000	2,000
11	THE CHASE AUSTRALIA	Seven	57,000	35,000	16,000	6,000
12	THE PROJECT 6.30PM	10	52,000	28,000	23,000	2,000
13	SUNRISE	Seven	45,000	24,000	15,000	6,000
14	HOT SEAT	Nine	45,000	22,000	16,000	7,000
15	NINE'S AFTERNOON NEWS	Nine	43,000	32,000	8,000	4,000
16	TODAY	Nine	43,000	24,000	12,000	7,000
17	ABC NEWS-EV	ABC	42,000	29,000	7,000	6,000
18	HOT SEAT -5PM	Nine	41,000	21,000	15,000	5,000
19	MICHAEL HING - LONG LIVE THE HING	10	40,000	33,000	6,000	1,000
20	THE BLOCK -WED -ENCORE	Nine	39,000	24,000	13,000	2,000
21	THE CHASE AUSTRALIA-5PM	Seven	38,000	23,000	11,000	4,000
22	RBT	Nine	37,000	16,000	15,000	7,000
23	7.30-EV	ABC	37,000	25,000	6,000	6,000
24	THE 1% CLUB (R)	Seven	35,000	25,000	6,000	4,000
25	30 YEARS OF THE GRAND FINAL FOOTY SHOW	Nine	35,000	21,000	10,000	4,000
26	TIPPING POINT	Nine	35,000	23,000	8,000	3,000
27	10 NEWS FIRST 6PM	10	32,000	19,000	12,000	2,000
28	TODAY EXTRA	Nine	30,000	18,000	7,000	4,000
29	10 NEWS FIRST	10	28,000	16,000	10,000	2,000
30	SUNRISE-EARLY	Seven	26,000	13,000	9,000	4,000

Rank	Description	Network	Total TV 	Broadcast TV		BVOD
			Broadcast TV + BVOD National	Metro	Regional	National
1	SEVEN NEWS AT 6.30	Seven	316,000	176,000	117,000	23,000
2	SEVEN NEWS	Seven	300,000	166,000	112,000	22,000
3	GOGGLEBOX	10	257,000	175,000	71,000	11,000
4	NINE NEWS 6:30	Nine	244,000	153,000	62,000	29,000
5	HOME AND AWAY-LATE	Seven	239,000	85,000	87,000	67,000
6	HOME AND AWAY	Seven	238,000	108,000	91,000	39,000
7	NINE NEWS	Nine	227,000	146,000	54,000	27,000
8	THE FRONT BAR	Seven	225,000	148,000	62,000	15,000
9	A CURRENT AFFAIR	Nine	216,000	121,000	68,000	26,000
10	THE PROJECT 7PM	10	170,000	109,000	56,000	5,000
11	THE CHASE AUSTRALIA	Seven	148,000	82,000	54,000	12,000
12	ABC NEWS-EV	ABC	134,000	89,000	34,000	11,000
13	THE 1% CLUB (R)	Seven	134,000	87,000	40,000	7,000
14	7.30-EV	ABC	120,000	83,000	25,000	12,000
15	THE PROJECT 6.30PM	10	115,000	71,000	40,000	4,000
16	SUNRISE	Seven	115,000	60,000	43,000	12,000
17	TODAY	Nine	109,000	61,000	33,000	15,000
18	HOT SEAT	Nine	107,000	61,000	34,000	12,000
19	RBT	Nine	106,000	55,000	39,000	12,000
20	30 YEARS OF THE GRAND FINAL FOOTY SHOW	Nine	96,000	65,000	24,000	7,000
21	THE CHASE AUSTRALIA-5PM	Seven	95,000	56,000	32,000	7,000
22	10 NEWS FIRST 6PM	10	92,000	61,000	26,000	4,000
23	NINE'S AFTERNOON NEWS	Nine	91,000	61,000	22,000	7,000
24	HOT SEAT -5PM	Nine	89,000	50,000	30,000	8,000
25	10 NEWS FIRST	10	84,000	57,000	23,000	4,000
26	THE BLOCK -WED -ENCORE	Nine	83,000	51,000	28,000	3,000
27	SUNRISE-EARLY	Seven	82,000	39,000	34,000	8,000
28	MICHAEL HING - LONG LIVE THE HING	10	79,000	61,000	17,000	2,000
29	EMERGENCY -RPT	Nine	75,000	38,000	30,000	8,000
30	GRAND DESIGNS: HOUSE OF THE YEAR-EV	ABC	74,000	50,000	19,000	5,000

Rank	Description	Network	Total TV 	Broadcast TV		BVOD
			Broadcast TV + BVOD National	Metro	Regional	National
1	SEVEN NEWS	Seven	1,083,000	644,000	407,000	32,000
2	SEVEN NEWS AT 6.30	Seven	1,066,000	638,000	396,000	32,000
3	NINE NEWS 6:30	Nine	809,000	548,000	219,000	42,000
4	NINE NEWS	Nine	802,000	549,000	213,000	41,000
5	A CURRENT AFFAIR	Nine	707,000	445,000	224,000	38,000
6	THE CHASE AUSTRALIA	Seven	634,000	376,000	241,000	18,000
7	ABC NEWS-EV	ABC	615,000	387,000	208,000	20,000
8	HOME AND AWAY	Seven	589,000	309,000	227,000	54,000
9	HOME AND AWAY-LATE	Seven	571,000	267,000	211,000	92,000
10	7.30-EV	ABC	539,000	345,000	174,000	20,000
11	THE FRONT BAR	Seven	526,000	362,000	146,000	19,000
12	GOGGLEBOX	10	464,000	328,000	121,000	15,000
13	HOT SEAT	Nine	436,000	282,000	134,000	20,000
14	THE CHASE AUSTRALIA-5PM	Seven	410,000	253,000	146,000	11,000
15	FOREIGN CORRESPONDENT-EV	ABC	340,000	231,000	98,000	11,000
16	TIPPING POINT	Nine	337,000	197,000	130,000	10,000
17	GRAND DESIGNS: HOUSE OF THE YEAR-EV	ABC	334,000	219,000	106,000	9,000
18	SUNRISE	Seven	319,000	168,000	135,000	16,000
19	NINE'S AFTERNOON NEWS	Nine	316,000	196,000	109,000	12,000
20	HOT SEAT -5PM	Nine	303,000	184,000	107,000	13,000
21	THE PROJECT 7PM	10	295,000	202,000	87,000	6,000
22	SEVEN NEWS AT 4.30	Seven	281,000	179,000	94,000	7,000
23	THE 1% CLUB (R)	Seven	279,000	190,000	80,000	9,000
24	RBT	Nine	274,000	147,000	111,000	16,000
25	TODAY	Nine	264,000	150,000	93,000	21,000
26	10 NEWS FIRST	10	247,000	167,000	74,000	6,000
27	30 YEARS OF THE GRAND FINAL FOOTY SHOW	Nine	240,000	175,000	56,000	9,000
28	GRIFF'S GREAT AUSTRALIAN RAIL TRIP RPT	ABC	240,000	161,000	74,000	4,000
29	SEVEN NEWS AT 4	Seven	232,000	143,000	83,000	6,000
30	NEWS BREAKFAST-AM	ABC	212,000	119,000	82,000	11,000

Notes

Source:

VOZ 5.0 National Broadcast TV and BVOD (live + on demand incl co-viewing) 'What Watched' Overnight program audience for Free-to-Air (FTA) channels

Metro (Syd, Mel, Bris, Ade, Per) Regional (Qld, NNSW, SNSW, Vic, Tas, WA, Rest of Australia)

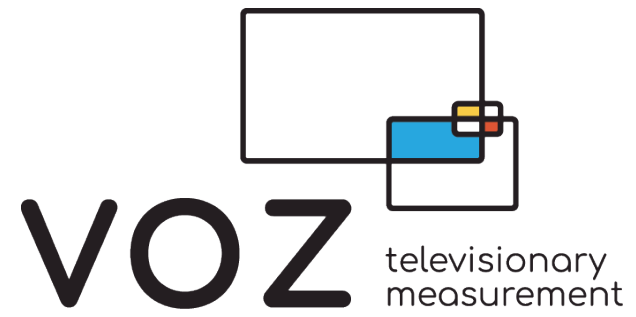
Program results:

Reporting the Top 30 programs by Primary Description, ranked by Total TV Audience, for programs 10 minutes in length or longer.

Data © OzTAM and Regional TAM 2023. Not to be reproduced, published or communicated (electronically or in hard copy) in whole or in part, without prior written consent of OzTAM and Regional TAM.



For more information on this report you can read the VOZ Guidelines and Frequently Asked Questions on our website virtualoz.com.au



P: +61 2 9929 7210

E: info@oztam.com.au

W: virtualoz.com.au

Level 2, Suite 1,
124 Walker Street,
North Sydney NSW
2060 Australia

ABN: 87 089 146 396